

This is a reproduction of a library book that was digitized by Google as part of an ongoing effort to preserve the information in books and make it universally accessible.

Google[™] books

<https://books.google.com>



THE
MINIATURE FRUIT GARDEN
BY
THOMAS RIVERS.
2/6



WIN

THE
MINIATURE FRUIT GARDEN ;
OR,
THE CULTURE
OF
PYRAMIDAL AND BUSH
FRUIT TREES ;

WITH INSTRUCTIONS FOR ROOT-PRUNING, &c.

BY THOMAS RIVERS,
OF THE NURSERIES, SAWBRIDGEWORTH, HERTS.

Eighth Edition.

LONDON :
LONGMAN, BROWN, GREEN, AND LONGMANS.

1859.

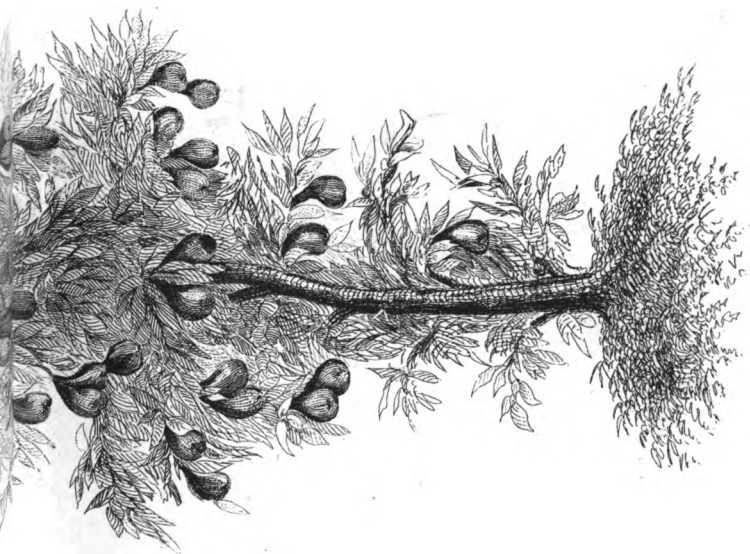
Digitized by

Google

131 C. 118

LONDON :
KELLY AND CO., PRINTERS, 18 TO 21, OLD BOSWELL COURT,
ST. CLEMENT'S, STRAND, W.C.







INTRODUCTION.

It is now some twenty years since I wrote a short article on root-pruning of pear-trees, which is published in the Transactions of the Horticultural Society. I had then practised it several years; so that I may now claim a little more attention, if the old adage that "practice makes perfect" be worthy of notice.

This little work is not designed for the gardens and gardeners of the wealthy and great, but for those who take a personal interest in fruit tree culture, and who look on their gardens as a never-failing source of amusement. In some few favoured districts, fruit trees, without any extra care in planting and after-management, will bear good crops, and remain healthy for many years. It is not so in gardens with unfavourable soils; and they are greatly in the majority. It is to those possessing such, and more particularly to the possessors of small gardens, that the directions here given may prove of value. The object constantly had in view is to make fruit trees healthy and fruitful by keeping their roots near the surface. The root-pruning and biennial removal so earnestly recommended are the proper means to bring about these results, as they place the roots within the influence of the sun and air. The ground over the roots of garden trees as generally

cultivated is dug once or twice a year, so that every surface-fibre is destroyed and the larger roots driven downwards; they, consequently, imbibe crude watery sap, which leads to much apparent luxuriance in the trees. This in the end is fatal to their well-doing, for the vigorous shoots made annually are seldom or never ripened sufficiently to form blossom-buds. Canker then comes on, and although the trees do not die they rarely give fruit, and in a few years become victims of bad culture, existing in a sort of living death.

There is, perhaps, no fruit tree that claims or deserves our attention equal to the pear. How delicious is a fine melting pear all the winter months! and to what a lengthened period in the spring may they be brought to table! Till lately *Beurré Rance* has been our best spring pear; but this is a most uncertain variety, rarely keeping till the end of May, and often ripening in January and February.

The new Belgian pears, raised by the late Major *Esperen*, and Monsieur *Gregoire*, are likely for the present to be the most valuable for prolonging the season of rich melting pears; and of these *Josephine de Malines* and *Bergamotte d'Esperen* are especially deserving of notice; they have the excellent quality of ripening slowly. But improvement will, I have no doubt, yet take place, for pears are so easily raised from seed, and so soon brought into bearing by grafting or budding them on the quince stock, that new and valuable late pears will soon be as plentiful as new roses.

In the following pages it will be seen that I strongly advocate the culture of pyramidal fruit

trees. This is no new idea with me. I have paid many visits to the Continental gardens during the greater portion of my active life of business, and have always admired their pyramidal trees when well managed, and I have for many years cultivated them for my amusement; but, owing to a seeming prejudice against them among some English gardeners, I was for some time deterred from recommending them, for I thought that men older than myself must know better; and when I heard some of our market-gardeners and large fruit-growers in the neighbourhood of London scoff at pears grafted on the quince stock, as giving fruit of very inferior flavour, I concluded, like an Englishman, that the foreigners were very ignorant, and very far behind us in the culture of fruit trees.

It was only by repeated visits to foreign gardens that this prejudice was dispelled; and when I saw the beautiful pear trees in the Jardin des Plantes at Paris, under the management of Monsieur Cappe, alluded to in *Gardener's Chronicle*, No. 28, 1847, I felt convinced that we are very far behind our neighbours in the management of fruit trees adapted to the open borders of our gardens. I have, therefore, endeavoured to make the culture of pyramidal trees easy to the uninitiated; and, having profited largely by experience in attending to it with my own hands, I trust that my readers will benefit by the result.

A humid mild climate seems extremely favourable to the well-doing of the pear on the quince stock. Jersey, with its moist warm climate, as is well known, produces the finest pears in Europe: these are for the most part from trees on quince

stocks. The western coast of Scotland, I have reason to know, is favourable for the culture of pear trees on the quince; and within these very few years Ireland has proved remarkably so, more particularly in the south, where some of our finest varieties of pears on quince stocks are cultivated with perfect success.

PYRAMIDAL PEAR TREES ON THE QUINCE STOCK.

THERE is, I think, no description of fruit tree so interesting to cultivate in our gardens as the pyramid,—a name adopted from the French, the originators of this species of culture. The word conical would perhaps convey a better idea of the shape of such trees, but as pyramidal trees are now becoming familiar things in English gardens, it is scarcely worth while to attempt to give a new name to these very pretty garden trees.

For gardens with a moderately deep and fertile soil, pears budded on the quince stock will be found to make by far the most fruitful and quick-bearing trees ; indeed, if prepared by one or two removals, their roots become a perfect mass of fibres, and their stems and branches full of blossom-buds. Trees of this description may be planted in the autumn, with a certainty of having a crop of fruit the first season after planting,—always recollecting that a spring frost may destroy the blossoms unless the trees are protected.

The most eligible season for planting pyramidal pear trees is during the months of November and December, but they may be planted even until

the end of March ; in planting so late, no fruit must be expected the first season. If root-pruned pyramidal trees are planted, it will much assist them if about half the blossom-buds are thinned out with a penknife just before they open ; otherwise these root-pruned trees on the quince stock are so full of them, that the tree receives a check if they are all allowed to expand. About ten or fifteen fruit may be permitted to ripen the first season ; the following season two or three dozen will be as many as the tree ought to be allowed to bring to perfection ; increasing the number as the tree increases in vigour, always remembering that a few full-sized and well-ripened pears are to be preferred to a greater number inferior in size and quality.

In the engraving at the end I have given a faithful portrait of a pyramidal tree of *Beurré de Capiaumont*, budded on the quince ; this was taken in 1846 ; the tree was then about ten years old, and had been root-pruned three times. Nothing could be more interesting than this tree, only six feet high, laden with fruit of extraordinary beauty ; for in my soil, pears on quince stocks produce fruit of much greater beauty and of finer flavour than those on pear stocks. I have, however, introduced the figure of this tree as much to show its imperfection as its beauty : it will be observed that its lower tiers of branches are not sufficiently developed ; this was owing to neglect when the tree was young—the upper branches were suffered to grow too luxuriantly. Summer pinching in the youth of the tree is the only remedy for this defect, if it be not well furnished below ; and a severe remedy it is, for

all the young shoots on the upper tiers, including the leader, must be pinched closely in May and June, till the lower ones have made young shoots of a sufficient length to give uniformity to the tree. This requires much attention.

The quenouille, or tying-down system, is now quite out of fashion in France; and, in truth, it does look very barbarous and unnatural. The trees trained in this manner in the Potagerie at Versailles are mostly on quince stocks; they are from twenty to forty years old, and are very productive, but very ugly; all the shoots from the horizontal and depressed branches are cropped off apparently in July, as M. Puteau, the director, is, I believe, adverse to the pinching system of M. Cappe. In my tour in the autumn of 1847, I did not observe a single quenouille in Belgium; all were pyramids, even in the gardens of the cottagers, and in general they were very beautiful and productive trees. In many cases, when on the pear stock, they were too luxuriant, and required root-pruning; but this I could not make the gardeners comprehend.

My object is to improve the culture of fruit trees in small gardens; and to those conversant with such matters, I need only point to the very numerous instances of rich garden ground entirely ruined by being shaded by large-spreading standard, or half-standard, unpruned fruit trees. Now, by cultivating pyramidal pears on the quince—apples in the same form on the paradise stock—the cherry as dwarf bushes on the *Cerasus Mahaleb*—and the plum as a pyramidal tree—scarcely any ground is shaded, and more abundant crops and finer fruit will be obtained.

THE YOUNG PYRAMID.

If a young gardener intends to plant, and wishes to train up his trees so that they will become *quite* perfect in shape, he should select plants, one year old, from the bud or graft; these will, of course, have good buds down to the junction of the graft with the stock. The first spring, a tree of this description should be headed down, so as to leave the shoot about eighteen inches long. If the soil be rich, from five to six and seven shoots will be produced; one of these must be made the leader, and if not inclined to be quite perpendicular, it must be fastened to a stake. As soon, in summer, as the leading shoot is ten inches long, its end must be pinched off; and if it pushes forth two or more shoots, pinch all off but one to about two inches, leaving the topmost for a leader. The side shoots will, in most cases, assume a regular shape; if not, they may be this first season tied to slight stakes to make them grow in the proper direction. This is best done by bringing down and fastening the end of each shoot to a slight stake, so that an open pyramid may be formed—for if it is too close and cypress-like, enough air is not admitted to the fruit. They may remain unpruned till the end of August, when each shoot must be shortened to within eight buds of the stem. This will leave the tree like the annexed figure (Fig. 1), and no pruning in winter will be required.

The second season the trees will make vigorous growth: the side shoots which were topped last August will each put forth three, four, or more shoots. In June, as soon as these are four inches

long, they must be pinched off to within three inches, *all but the leading shoot of each side branch*; this must be left on, to exhaust the tree of its superabundant sap, till the end of August. The perpendicular leader must be topped once or



FIG. 1.

twice; in short, as soon as it has grown ten inches, pinch off its top, and if it break into two or three shoots, pinch them all but the leader, as directed for the first season: in a few years most symmetrical trees may be formed.

When they have attained the height of six or

eight feet, and are still in a vigorous state, it will be necessary to commence root-pruning, to bring them into a fruitful state.

If some of the buds in the young tree prove dormant, so that part of the stem is bare and without a shoot where there should be one, a notch, half-an-inch wide and nearly the same in depth, should be cut in the stem just *above* the dormant bud. If this is done in February a young shoot will break out in the summer.*

I have thus far given directions for those who are inclined to rear their own pyramids. Time and attention are required, but the interest attached to well-trained pyramids will amply repay the young cultivator.

THE MATURE PYRAMID.

The annexed figure (Fig. 2) is a pyramidal tree in its second and third year, and such as it ought to be in July, before its leading side shoots and leading upright shoot are shortened. This, as I have said, is best done towards the end of August. The shortening must be made at the marks — ; all the side shoots must be shortened in this manner, and the leading shoot ; no further pruning will be required till the following summer. The spurs *a, a, a*, are the bases of the shoots that have been pinched in June; these will the following season form fruit-bearing spurs. The best implement for summer and autumnal pruning is a pair of hooked pruning scissors, called also “rose nippers.”

* Bare places in the stems of pyramids, and in the branches of espaliers or wall trees, may be budded towards the end of August with blossom-buds taken from shoots two years old. This is a very interesting mode of furnishing a tree with fruit-bearing buds.




FIG. 2.

SUMMER PINCHING.

As the summer pinching of pyramidal pears is the most interesting feature in their culture, and perhaps the most agreeable of all horticultural occupations, I must endeavour to give plain instructions to carry it out.

The first season after the planting, about the middle or end of June, the side buds and branches will put forth young shoots; each will give from one to three or four. Select that which is most horizontal in its growth (it should be on the lower part of the branch, as the tree will then be more inclined to spread) for a leader, and pinch off all the others to three inches in length (see Fig. 2, *a, a, a*). If these pinched shoots again push, suffer them to grow two inches, and then pinch them to one inch; but if the horizontal branch has a good leader, it will take off all the superfluous sap, and prevent the pinched spurs from breaking; their buds will only swell, and the following season they will be fruit spurs.

Fig. 3 is a side branch in June, with its shoots not yet pinched; Fig. 4 is a side branch, with its shoots, *a, a*, pinched in June; *b* is the leader of the side branch, which should be pinched or cut off at the end of August to *c*.

The perpendicular leader of the preceding year's growth will in spring put forth numerous shoots, which must be pinched in June in the following manner: those nearest the base, leave six inches in length, gradually decreasing upwards, leaving those next the young leading shoot only two inches long. The leader of these ready-formed pyramids need not be shortened in

summer, as directed for younger trees ; it may be suffered to grow till the horizontal leaders are shortened in August, and then left six or eight inches in length ; but if the trees are intended to



FIG. 3.



FIG. 4.

be kept to six or seven feet in height under root-pruning, this leading shoot may be shortened to two inches, or even cut close down to its base. For tall pyramids of ten, twelve, or fifteen feet,

it may be left from eight to ten inches in length till the required height is attained; it may then be cut to within two inches of its base every season.

I ought here to remark that pear trees differ in their habits to an extraordinary degree: some make shoots most robust and vigorous; others, under precisely the same treatment, are very delicate and slender. In the final shortening in August this must be attended to; those that are very vigorous must not have their shoots pruned so closely as those that are less so; indeed, almost every variety will require some little modification in pruning, of which experience is by far the best teacher. It will, I think, suffice, if I give the following directions for shortening the leaders of the side shoots, and the perpendicular leaders:—All those that are very robust, such as *Beurré d'Amanlis*, *Vicar of Winkfield*, *Beurré Diel*, &c., shorten to eight or ten inches, according to the vigour of the individual tree; those of medium vigour, such as *Louise Bonne of Jersey*, *Marie Louise*, and *Beurré d'Aremberg*, to six inches; those that are delicate and slender in their growth, like *Winter Nelis*, to four inches: but I must repeat that regard must be had to the vigour of the tree. If the soil be rich, the trees vigorous, and not root-pruned, the shoots may be left the maximum length; if, on the contrary, they be root-pruned, and not inclined to vigorous growth, they must be pruned more closely.

ROOT-PRUNING OF PYRAMIDAL PEAR TREES ON
QUINCE STOCKS.

Before entering on the subject of root-pruning of pear trees on quince stocks, I must premise that handsome and fertile pyramids, more particularly of some free-bearing varieties, may be reared without this annual, or biennial, operation. I have a large plantation of pear trees on the quince stock, which have made very handsome and fertile pyramids, yet they have not been root-pruned, neither do I intend to root-prune them. But I wish to impress upon my readers that my principal object is to make trees fit for small gardens, and to instruct those who are not blessed with a large garden how to keep their trees perfectly under control: and this can best be done by *annual*, or at least biennial, attention to their roots; for if a tree be suffered to grow three or more years, and then be root-pruned, it will receive a check if the spring be dry, and the crop of fruit for one season will be jeopardised. Therefore, those who are disinclined to the annual, or biennial, operation, and yet wish to confine the growth of their trees within limited bounds by root-pruning—say once in three years—should only operate upon one-third of their trees one season; they will thus have two-thirds in an unchecked bearing state; and those who have ample room and space, may pinch their pyramids in summer, and suffer them to grow to a height of fifteen or twenty feet without pruning their roots. I have seen avenues of such trees in Belgium really quite imposing.

Pyramidal pear trees on the quince stock, *where the fruit garden is small*, and the real gardening artist feels pleasure in keeping them in a healthy

and fruitful state by perfect control over the roots, should be operated upon as follows:—A trench should be dug round the tree, about eighteen inches from its stem, every autumn, just after the fruit is gathered, if the soil be sufficiently moist,—if not, it will be better to wait till the usual autumnal rains have fallen;—the roots should then be carefully examined, and those inclined to perpendicular growth cut with the spade, which must be introduced quite under the tree to meet on all sides, so that no root can possibly escape amputation. All the horizontal roots, except those that are *very small and fibrous*, should be shortened with a knife to within a circle of eighteen inches from the stem,* and all brought as near to the surface as possible, filling in the trench with compost for the roots to rest on. The trench may then be filled with the compost (well-rotted dung and the mould from an old hotbed, equal parts, will answer exceedingly well); the surface should then be covered with some half-rotted dung, and the roots left till the following autumn brings its annual care. It may be found that after a few years of root-pruning, the circumferential mass of fibres will have become too much matted, and that some of the roots are bare of fibres towards the stem of the tree. In such cases, thin out some of the roots, shortening them at nine inches or one foot from the stem. This will cause them to give out fibres, so that the entire circle of three feet or more round the tree is full of fibrous roots near

* If they have not spread to this extent the first season, or even the second, they need not be pruned, but merely brought near to the surface and spread out.

the surface, waiting with open mouths for the nourishment annually given to them by surface dressings and liquid manure.

Thus far for the gardener who does not mind extra trouble,—who, in short, feels real pleasure in every operation that tends to attain his end. But it is not every amateur gardener that can do this, nor is it always required in the south of England, except for small gardens and in rich moist soils, in which pear trees are inclined to grow too vigorously. But with our too often cool moist summers in the northern counties, annual root-pruning is quite necessary, to make the trees produce well-ripened wood. In other cases, as I have before observed, shortening the shoots in summer, taking care to produce a handsome pyramidal form, and if they are inclined to grow vigorously, biennial root-pruning with the spade, will be quite sufficient.

The following will be found a good selection of varieties for pyramidal trees on quince stocks. They may be planted in rows, five to six feet apart, or a square may be allotted to them, giving each plant five to six feet, which will be found amply sufficient for root-pruned trees. Some few esteemed sorts of pears do not grow well on quince stocks, unless “double-worked,” *i. e.*, some free-growing sort is budded on the quince, and after having been suffered to grow for one or two seasons, the sort not so free-growing is budded on it. For ten varieties, placed in the order of their ripening, the undermentioned may with safety be recommended.* (In the following lists,

* All the varieties recommended for pyramids may also be planted as espaliers to train to rails in the usual mode.

varieties marked thus × may be chosen by those who require only a few trees.)

1. Doyenné d'Été ×	July
2. Beurré Giffard	August
3. Bon Chrétien (Williams') ×	September
4. Beurré Superfin ×	October
5. Fondante d'Automne.....	October
6. Louise Bonne of Jersey ×	<i>m. & e.</i> October
7. Alexandre Lambré.....	Nov. and Dec.
8. Beurré d'Arenberg ×	December
9. Josephine de Malines ×	March
10. Bergamotte d'Esperen ×	April and May

For twenty add—

11. Saint Denis	August
12. Colmar d'Été	September
13. Baronne de Mello ×	October
14. Beurré Hardy ×	October
15. Doyenné Gris	<i>e.</i> October
16. Duchesse d'Angoulême.....	<i>b.</i> November
17. Winter Nelis ×	December
18. Beurré d'Anjou	<i>e.</i> December
19. Bezy d'Esperen	January
20. Prince Albert	March

The above succeed on the quince, and form excellent pyramids.

ORNAMENTAL PYRAMIDAL PEAR TREES ON QUINCE STOCKS.

There are some few varieties of pears, the trees of which may be made highly ornamental even on a well-dressed lawn, as they grow freely and form naturally beautiful cypress-like trees, at the same time their fruit is of first-rate quality. Such are Baronne de Mello, Duchesse d'Angoulême, Urbaniste, Alexandre Lambré, Beurré Hardy, Doyenné Robin, White Doyenné, Grey Doyenné, Louise Bonne of Jersey, Passe Colmar, Susette de Bavay, Bellissime d'Hiver, Zephirin Grégoire, Beurré Léon le Clerc, Délices d'Hardenpont, Prince Albert, Délices de Jodoigne,

Doyenné de Comice, Alexandrina, Bergamotte d'Esperen, and some others.

PEAR TREES AS BUSHES ON THE QUINCE STOCK.

It is only very recently that this mode of cultivating pear trees has struck me as being eligible, from having observed the fruit of some of the large heavy varieties, such as Beurré Diel and Beurré d'Amanlis, so liable to be blown off pyramids by even moderate autumnal gales. The trees also of these and several other fine sorts of pears are difficult to train in the pyramidal form; they are diffuse in their growth, and with summer pinching soon form nice prolific bushes, of which the following figure (Fig. 5), from nature, will give



FIG. 5.

some idea. Their summer culture, as regards pinching, is exactly that required by pyramids; and if the branches become crowded, they should be cut out cleanly with the knife—*i. e.*, the branch should be cut out at the base, so as to leave no spur or inequality.

These bushes are admirably adapted for gardens exposed to winds, and if removed biennially they may be grown in the smallest of gardens with great advantage. This biennial removal, or lifting, should be performed as follows:—A trench should be opened round the tree the width of a spade, and from twelve to fifteen inches deep; the tree should then be raised with its ball of earth attached to its roots intact. If the soil be light and rich, and the tree inclined to grow vigorously, making annual shoots of more than one foot in length, it may be replanted without any fresh compost; but if, on the contrary, the soil be poor, and the tree stunted in its growth, the following materials may be used:—In low situations, near brooks and rivers, a black moor-earth is generally found; this unprepared is unfit for horticultural purposes, but if dug out and laid in a ridge, and one-eighth part of unslacked lime be spread over it, turning it immediately and mixing the lime with it, it will become in the course of five or six weeks an excellent compost for pear trees. It is good practice to add half a bushel of burnt earth, or the same quantity of sand, to a barrowful of this moor-earth. Leaf mould (or rotten manure), loam, and sand, equal parts, form also an excellent compost; in planting, one wheelbarrowful to a tree will be enough. These bush trees offer one very

great advantage—they are protected from spring frosts, when in blossom, with great facility.

The following varieties are very eligible for bush culture, as they are spreading in their growth and difficult to form into compact pyramids, although they may be made into spreading and prolific conical trees. It ought, however, to be mentioned that those sorts, such as Louise Bonne of Jersey, which form handsome pyramids, make very pretty compact bushes by cutting out the central branch to within three feet of the ground; so that pyramids may be easily formed into bushes. I may add that these bush pears produce the very finest fruit, from their being so near the heat and moisture-giving surface of the earth.

LIST OF PEARS ADAPTED FOR BUSH CULTURE.

Alexandre Bivort	January.
Beurré d'Amanlis	September.
Beurré de Rance	March.
Beurré Diel	December.
Beurré Giffart	August.
Beurré Goubault	September.
Beurré Langelier	December.
Citron des Carmes	July.
Doyenné Boussoch	October.
Jargonelle	August.
Conseiller de la Cour	November.
Dr. Trousseau	December.
Zephirin Grégoire	January.
Triomphe de Jodoigne	December.
Nouveau Poiteau	November.
Jalousie de Fontenay	August.
Saint Lezin (for baking)	October.
Catillac (for baking)	December.
Léon le Clerc de Laval (for baking)	May.

PROTECTORS FOR PYRAMIDAL AND BUSH PEAR TREES.

The weather in spring is often cold and ungenial for the blossoms of pear and other fruit trees; in such seasons pyramids should be protected. This is best done by fixing four stout stakes round a tree; these should be a little taller than the tree, and then be sawn off level. A square piece of calico, or any cheap canvas, should then be nailed on the top of the stakes to form the roof, the like material brought round the sides and fastened to the stakes by small nails or tacks, from within eighteen inches of the ground to within eight inches of the top, thus leaving a space between the top and side covering for free ventilation, as the air when heated by the sun will rush out of the aperture at top in a continual stream. These flat-roofed square tents will generally insure a crop of fruit.

Pea-sticks—*i. e.*, stakes with the small brushwood on them—stuck round each tree, and spruce or other fir branches, where these can be procured, are also good protectors. For bush trees hay is a capital protector, particularly from those still hoar frosts which are generally so destructive; it should be strewed lightly over them when they are just commencing to blossom. If some brushwood sticks are placed round the bush so as to lean over it, the hay will adhere to the spray, and remain undisturbed by the wind. Tiffany may be used to throw over pear bushes; it is so light that it does no injury to the tender blossoms; it should be taken off on sunny

days. There is perhaps no better protector than old or new netting; if woollen, all the better. This should be thrown over the trees two or three times thick, and suffered to remain on till the fruit is safe from frosts,—*i. e.*, till the end of May.

PEAR TREES ON THE QUINCE STOCK, TRAINED AS UPRIGHT ESPALIERS AND PYRAMIDS FOR WALLS.

In gardening, as well as in many other matters connected with active life, how much we owe to necessity! In April, 1849, I much wished to plant one of each of some new and esteemed pears on quince stocks against a boarded fence, so that they would quickly come into bearing. The usual method of horizontal training I found would take up too much space, and I could not find room for half the number of trees I wished to plant. In this strait, an old idea came to my assistance—that of cutting pyramidal trees flat, and planting them against walls; and then a modification of the idea came to hand, *viz.*, to plant horizontal espaliers, and to make them perpendicular. In next page is the figure of one of my trees in full vigour. (Fig. 6.)

The shoots *a, a*, should be eight inches from the central shoot, and those marked *b, b*, the same distance from those marked *a, a*. This tree, with five branches, will thus occupy thirty-two inches—say three feet of wall room; a tree with seven branches will require four feet, but, as some space ought to be allowed for the spurs on the outside branches, say five feet. If the wall be of a moderate height—eight feet, for instance—a tree with seven branches will produce quite

enough fruit of one sort. This method offers a strong contrast to espaliers on pear stocks, planted in the usual manner, twenty-four feet apart, and trained horizontally; nearly five trees for one will give so many additional chances to the pear

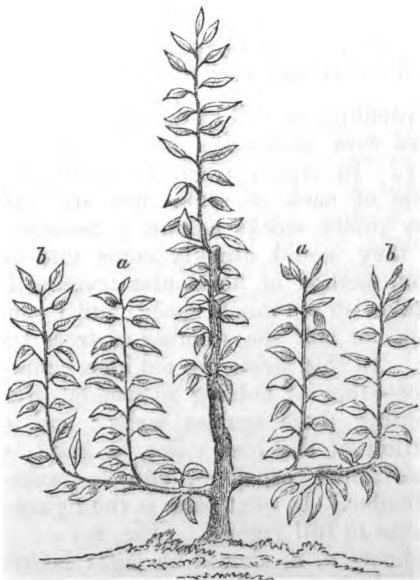


FIG. 6.

cultivator: the single tree may fail, or its fruit may become imperfect, owing to an adverse season; but out of his five trees, he will, in every season, stand a good chance of having *some* good pears. A few words will suffice for their management; summer pinching and root-pruning or

biennial removal—like Dr. Sangrado's bleeding and warm water—will do all.

If upright trained trees on the quince stock cannot be procured, those that are trained horizontally, with five or seven branches, may be planted against the wall or fence destined for them; and their young shoots, *a, a*, and *b, b*, in Fig. 6, be made to curve gently till they are perpendicular,—the young shoots of pear trees are very pliable, and will easily bend to the required shape. The lower part of each shoot in such cases must be fastened to the wall with shreds and nails, in the usual way, and the remaining part brought round to an upright position. Each of these shoots must then be shortened, leaving them from ten inches to one foot in length; the leading shoot must be shortened to the same length. These shortened branches will, in May, each put forth two or three shoots. As soon as these are four inches long, pinch all but one on each branch to two inches, leaving the topmost one to each shoot, *a, a*, and *b, b*, as above, also to the leader. You will thus, if your tree be five-branched, have five young leading shoots. As soon in June as they have attained to eight inches in length, pinch off the end of each; and when they break into two or three shoots as before, pinch so as to leave the spurs three inches long, all but one to each branch. This may be repeated, if the soil be rich, two, three, or four times in the summer. Your tree will soon reach the top of the wall, and every bud in the five branches will be perfect—either a blossom-bud, or one in embryo. When every branch has reached the top of the wall, commence root-pruning (or biennially lifting them) in autumn; the directions

for which are given in treating of pyramidal trees. These may be followed exactly ; and if so, the trees will be kept in a stationary bearing state.

I may as well hint to the reader that, if larger trees are wished for, so as to give more fruit of each sort, trees with nine upright branches may be planted seven feet apart, or trees with eleven upright branches, nine feet apart. Trees, however, can seldom be purchased with shoots so numerous ; young trees must, therefore, be planted, and cut back annually for two or three years, till the proper number of perpendicular shoots are supplied. It may happen that trained trees with five or seven branches cannot be procured, perhaps trees with only three shoots, two horizontal and one leading shoot ; in such cases they must be cut back, leaving five buds to each shoot, and the young shoots in June trained as required.

Pyramidal trees cut flat on the side to be placed next the wall, and planted against walls or fences, will give almost a certain crop. Their shoots must be pinched, and trained so as to form a handsome semi-pyramidal tree, which, when it has reached the top of the wall, must be subjected to biennial removal, so as to keep it in a stationary fruitful state. Annexed I give a figure (Fig. 7) of a young pyramid recently planted against a south-east fence.

It will, I trust, be seen how economical of space are these methods of training pears to walls ; and I know of nothing in fruit culture more interesting than a wall of upright espaliers or of pyramids full of fruit. Let us only consider that a wall one hundred feet long will accommodate *four* trees on

the pear stock, trained in the usual horizontal mode; the same wall will give "ample room and verge enough" to *twenty* trees on the quince stock, trained perpendicularly, and root-pruned. They are also invaluable for planting against



FIG. 7.

walls between old trees where there are bare spaces, as is so often the case; for they soon fill up such vacancies, and bear abundance of fine fruit. A selection of varieties for wall trees will not here be out of place.

UPRIGHT TRAINED TREES ON QUINCE STOCKS.

FOR SOUTH OR SOUTH-WEST WALLS.

Crassane x	Glou Morceau x
Doyenné d'Été* x	Brown Beurré
Chaumontel	Van Mons (Léon le Clerc)
Passe Colmar	Gansel's Bergamot

FOR WEST OR NORTH-WEST WALLS.

Beurré Diel x	Beurré Superfin
Beurré d'Amanlis	Marie Louise x
Beurré de Rance	Louise Bonne of Jersey
Beurré Sterckman x	Josephine de Malines x

FOR EAST OR SOUTH-EAST WALLS.

Beurré, Easter x	Doyenné d'Hiver nouveau
Beurré d'Arenberg x	Prince Albert
Bergamotte d'Esperen x	Conseiller de la Cour
Winter Nelis x	Beurré d'Anjou x

The above varieties grafted on pear stocks are equally adapted for their several aspects. In shallow gravelly or chalky soils, pears on pear stocks are to be preferred for walls.

It is almost useless to plant dessert pears against north or north-east walls, as the fruit is always deficient in flavour. The only varieties that offer the least chance of success are Marie Louise, Louise Bonne of Jersey, and Flemish Beauty. It is far better to plant against such aspects, baking or stewing pears, such as Catillac, Bellissime d'Hiver, Passe Tardive, and Léon le Clerc de Laval; the Vicar of Winkfield is also a good north wall pear—it bears well and stews well.

In the extreme north the finer sorts of pears

* This will ripen on walls towards the end of June, quickly followed by Citron des Carmes.

can only be had from south walls. In recommending pears on quince stocks as pyramidal trees for cold soils and situations, even in the far north, I may appear theoretical; but from my own experience in some very cold and clayey soils in this neighbourhood, I feel sanguine as to the result, for I have observed in my frequent visits to the pear-gardens of France that many sorts are often *too ripe*. Now, this is just the tendency we require. In our cold and moist climate, most certainly, pears will not get *too ripe*, more especially in the north of England and Scotland. Some years since I received a letter from a correspondent living in a hilly part of Derbyshire, from which I give an extract:—

“I have tried Beurré Diel, Beurré de Capiaumont, Marie Louise, and Williams Bon Chrétien, on pear stocks, all of which bear well as standards, but their fruit does not come to perfection—always remaining quite hard till they decay at the core. I have placed the fruit in a hothouse, but have never succeeded in ripening them. Williams’ Bon Chrétien we can only use for stewing.” This seems to show that cold hilly situations are not favourable to the cultivation of pears as standards. I have recommended some pears on quince stocks, and have heard of a favourable result.

UPRIGHT ESPALIER PEARS ON TRELLISES UNDER GLASS.

About ten years since a very ingenious method of growing peaches and nectarines on trellises, over which were placed moveable glass lights,

was invented by Mr. Bellenden Ker. In warm and sheltered gardens this mode of culture answers very well for peaches, but in cool climates there is not day-heat enough stored up, as in houses, to act upon the fruit. Cheap orchard-houses are, therefore, to be preferred to these cheap trellises for the above kinds of fruits, unless the garden be small and much sheltered.

Soon after I had built my trellis for peaches, it occurred to me that the system applied to pear culture would do well, and so I built a trellis 60 feet long and 7 feet wide; on this I planted upright espalier pears on quince stocks. Fig. 8

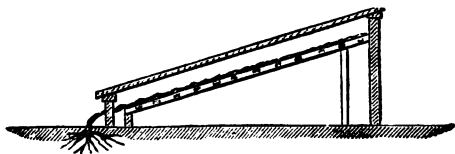


FIG. 8.

is a section of this trellis, and Fig. 9 is a front view of a pear tree trained to it in the upright method. My trellis was planted eight years ago, and has now on it twenty fine trees, about ten

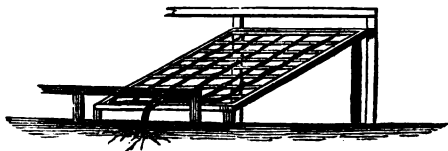


FIG. 9.

years old, and in full bearing. They were planted 3 feet apart, as it was my first experi-

ment, and are now a little crowded; 4 feet apart will be found the proper distance. I have never seen anything more interesting in fruit culture than this trellis covered with pears, for owing to its being near the ground, the radiation of heat and moisture gives the fruit a size and beauty rarely seen even on walls.

The lights should remain over the trees till the beginning of July, and then be removed, suffering the fruit to ripen fully exposed to the sun and air. It seems that the glass over the fruit in its young state serves to develop its growth in a remarkable manner, for rarely is a spot seen on pears grown on these trellises; they have a clear, beautiful appearance, much like those grown in the warmer parts of France. I ought to add, that in cool climates, such as the north of England and Scotland, the lights may be suffered to remain over the trees till the beginning or middle of August.

This will hasten the ripening of the fruit, but it should be exposed to the air in early autumn for some weeks before it is gathered (unless the climate is particularly cold and stormy), or it may suffer in flavour. Pears ripened under glass are apt to suffer in this respect. I have, however, very recently received the following communication from a very clever fruit-cultivator living in Ireland:—

“Let no one persuade you that pears grown in a well-ventilated orchard-house are not equal to those outside; I can give strong evidence to the contrary. In my house there was a small Louise Bonne on the quince stock, in an 11-inch pot; it bore 23 splendid pears, as far superior to the same

fruit grown in the open air as it was possible to be. They were not, I admit, high-coloured, but they attained a richness and flavour that I thought Louise Bonne did not possess. This little tree was the admiration of all who saw it. *The pot in which it grew would not contain the fruit when gathered.*"

The pear trellis, of which the section and front view given in page 26 will give a correct idea, is of the most simple description. A row of larch or oak posts must be driven into the ground, 6 feet apart, and another row in front; on these should be nailed plates, 3 inches by 2, and then bars, 3 inches by 1, placed flatwise, from front plates to back, 3 feet apart; across these, common tiling laths should be nailed, 6 inches asunder. This will form the trellis, as seen in Fig. 9. The supports for the lights are formed in the same manner, by a row of posts at the back, and the same for the front, on which are nailed plates of the same dimensions as those for the trellis; a cross-piece should be nailed to front and back-plate at each end, to keep the supports for the lights from giving way. The structure with the lights, when resting on the back and front plates, has exactly the appearance of a large garden frame without back, front, or ends. Under the lights the trellis is formed with a sharp slope upwards to the back; for unless the front of the trellis is within six inches of the ground, it will be difficult to bend the trees to the required position. By this simple contrivance, pears (and even peaches and nectarines, in warm gardens,) may be grown in any corner of the garden, with a south or south-western exposure,—for it is scarcely necessary to

add that the lights should slope to the south or south-west, so as to have all the sun-heat possible.

The most eligible dimensions for a trellis, I find from experience to be as follows:—

Glass Lights.

Eight feet long, three feet wide.
Height from ground at back, three feet six inches.
Height from ground at front, one foot six inches.

Trellis.

Height from ground at back, two feet six inches.
Height from ground at front, six inches.
Distance from glass lights, one foot.

The front border should be raised to a level with the front of trellis; this will leave twelve inches between the front ends of the lights and the surface of the front border, which will be quite enough for ventilation; indeed, the draught in windy weather is inclined to be too sharp. I find, therefore, furze, or other evergreen branches, placed along the front, between the glass and the border, and a mat nailed at the back, excellent checks to excessive ventilation in cold frosty weather. They may remain there till the beginning or end of June; the latter, if the weather be cold and stormy. The lights are fastened to the plate, back and front, by a hook-and-eye; they are thus easily removed to prune the trees and gather the fruit.

I was induced, as I thought, to improve upon Mr. Ker's plan, by having my first trellis within eight inches of the glass,—for I calculated,


the nearer the glass the better the chance of success in early ripening; but I suffered for my innovation. My peach trees were planted in March, 1848; they made during the summer, with the lights constantly on, beautifully matured shoots, and in March and April, 1850, were gay with blossom. The winds were cold, the nights frosty; but owing to the extreme ventilation, which kept every bud and shoot dry under the glass, not a blossom was injured by the sharp winds, and the trees were covered with fruit. On the fatal third of May, however, in 1850, a still hoar frost—the thermometer down to 23° —destroyed all my hopes, for, owing to the trees being too near the glass, every fruit was blackened and destroyed—a single mat would have saved them; but I was not at home, and my pet trees were forgotten. Do not, therefore, have the trellis nearer the glass than twelve inches.

It will be seen that I employ smaller lights, which are easily removable for purposes of culture, and a smaller trellis than that described by Mr. Ker in the seventh edition of this work. I find from experience this smaller edition of the Kerian trellis much to be recommended for small gardens.

THE CULTURE OF PEARS ON DWARF WALLS.

Having had occasion within these two years to erect a large number of four-inch brick walls on which to train young peach trees, I have been much struck with their eligibility for pear trees on quince stocks. A very large number of trees

may be cultivated in this manner on a small piece of ground.

My walls have nine-inch foundation of three courses of brickwork in the ground, and they are carried up to four feet above the surface (it is scarcely safe to build them of a greater height), with nine-inch piers twenty feet apart. The coping for them is made of boiling coal-tar mixed with lime and sand to the consistence of mortar, which is placed on the top of the walls thus  so as to carry off the water. This is a most cheap and efficacious covering—it can scarcely be called a coping, as it does not project over the edge of the wall.

The best description of bricks for these light walls are the patent perforated bricks, but common stock bricks will do. The very best lime should be used (I have found the grey Dorking lime excellent), but any kind of lime made from limestone will do; that made from chalk in this county is not strong enough. Their cost, as I learn from my bricklayer, is about six shillings the yard in length; thus, a wall of the above height, twenty yards long, should cost six pounds. In places where bricks are cheap they may be built for less; if they are dear, and at a distance, their carriage will add to the expense. My walls are six feet apart, and stand endwise, N.E. and S.W.; so that one side of each wall has a S.E. aspect, the other a N.W.; on the former may be grown the late-keeping pears, on the latter the earlier sorts, that ripen from October till the end of November. We thus have one excellent aspect—the S.E.; and one tolerably good—the N.W.: so that no wall space is lost.

The pear trees for these dwarf walls should be grafted on quince stocks, and trained horizontally. They may be planted five feet apart at first, and when their branches meet they should be interlaced, as in Fig. 10, and if necessary—




FIG. 10.

i.e., if the shoots are long enough—they may be trained over the stems, so that the wall is completely furnished with bearing branches. At the end of five or six years every alternate tree may be removed, leaving the permanent trees ten feet apart. I advise planting thus thickly, because I know from experience that the temporary trees will fill the walls, will bear a good quantity of fruit, and look more satisfactory than if they are planted thinly. When removed they may be planted out for espaliers, or fresh walls built for them. I have some trees that have been planted six years; but I find that, owing to the soil not being rich, they have not grown rapidly, and need not yet be removed, as their branches only just cover all the fence to which they are trained.

If, owing to the soil being rich, the trees are inclined to grow vigorously and not bear, they should be lifted biennially; but pears on quince stocks will be sure to bear abundantly.

These dwarf walls, when covered with well-trained trees, have a neat and charming effect; and the trees may be so easily protected, by sticking branches of evergreens in the ground and letting them rest against the wall, or by wooden shutters, placed on the ground at an angle so as to rest against the wall;—but I intend to be more luxurious, and to have cheap glass lights, in lieu of shutters, placed against the walls, and suffered to remain, so as to cover the trees till the fruit is fully formed, or till the first week in June, when all fear of damage from frost is over.

Where two or more walls are built, or a square piece of ground devoted to them, a cross wall or walls should be built at the north-east end, to prevent the sharp current of wind from the north-east, which would blow up the intervals between the walls with great violence. It is surprising what a quantity of fruit may be grown on a small space of ground with the aid of these walls! Peaches and nectarines may be grown on the S.E. aspect, but the trees must be kept in check by biennial removal. I have at this moment more than two thousand yards in length of them, and I intend to add to them annually, so convinced am I of their economy and utility.

ESPALIER PEARS ON QUINCE STOCKS.

Pears on the quince may also be cultivated as horizontal espaliers by the sides of walks, or

trained to walls with much advantage, as less space is required. Horizontal espaliers, or wall trees, on the pear stock, trained to walls of the usual height—i.e., from ten to twelve feet—require to be planted twenty-four feet apart, while those on the quince may be planted only fifteen feet apart; this in a small garden will allow of much greater variety of sorts to supply the table at different seasons. With these the same high culture, if perfection be wished for, must be followed; the trees carefully planted, so that the junction of the graft with the stock is even with the surface of the mound formed as directed for pyramids. Careful annual or biennial root-pruning will leave scarcely anything to be done in that way with the branches of the trees; but if they put forth shoots inclined to vigour, these, after Mr. Thompson's method at the Horticultural Society's Gardens, may have their points cut off in June,* and towards the end of August be shortened to within two or three buds of their base. For fine specimens of wall pear trees grafted on the quince, I may refer to those on the west wall of the Horticultural Society's Gardens. These are now about thirty years old, and are pictures of health and fertility, thus at once settling the question respecting the early decay of pear trees grafted on the quince; for it has been often—very often—urged as an objection to the use of the quince stock, that pears grafted on it are, although prolific, but very short-lived. I have seen trees in France

* A correspondent in *Gardener's Chronicle*, No. 42, 1848, recommends stripping off the leaves from these shoots during summer to within three or four buds of their base: this seems to me an excellent idea..

more than fifty years old, and those above referred to may be adduced to confute this error.

PYRAMIDS ON THE PEAR STOCK.

There are some dry, warm, shallow soils, more particularly those resting on chalk or gravel, which are unfavourable to the pear on the quince stock; it is difficult to make them flourish, unless great care is taken in mulching the surface, and giving them abundance of water and liquid manure in summer. In such soils pyramids on the pear stock may be cultivated with but little trouble.

To those who wish to train them as they should grow, one-year-old grafted plants may be selected, which may be managed as directed for young pyramids on the quince stock. If trees of mature growth are planted, they will require the treatment recommended for pyramids on the quince stock, as regards summer pinching. There is no occasion, however, to make a mound up to the junction of the graft with the stock, as the pear does not readily emit roots. *Annual* root-pruning is almost indispensable to pyramids on pear stocks in *small* gardens, and it will much facilitate this operation if each tree be planted on a small mound, the roots are then so easily brought to the surface. This annual operation, which should be done in November, may be dispensed with in soils not rich, if the trees are lifted biennially in that month and replanted, merely pruning off the ends of any long roots. Annual surface manuring, as recom-

mended for pyramids on the quince, is also necessary, if the trees are root-pruned or biennially removed.

It now only remains for me to give some hints and directions as to the most eligible mode of root-pruning of pear trees on pear stocks, which has been practised here with much success for many years. For immediate effect, the trees should be prepared by annual root-pruning for one, two, or three years in the nursery; but if not so prepared, trees of the usual size and quality may be planted, and suffered to remain for two years undisturbed, unless the soil is rich and they make vigorous roots the first season after planting, in which case operations may then commence the first season. Thus, supposing a tree to be planted in November or December, it may remain untouched two years from that period; and then as early in autumn as possible a circumferential trench, twelve inches from the stem of the tree and eighteen inches deep, should be dug, and every root cut with the knife and brought near to the surface, and the spade introduced under the tree, so as completely to intercept every perpendicular root.

The treddle spade used in this part of Hertfordshire is a very eligible instrument for this purpose, as the edge is steeled and very sharp. The following year, the third from planting, a trench may be again opened, at fifteen inches from the stem, so as not to injure the fibrous roots of the preceding summer's growth, and the knife and spade again used to cut all the spreading and perpendicular roots that are getting out of bounds. The fourth year

the same operation may be repeated at eighteen inches from the stem ; and in all subsequent root-pruning this distance from the stem must be kept. This will leave enough undisturbed earth round each tree to sustain as much fruit as ought to grow, for the object is to obtain a small prolific tree.

I find that in the course of years a perfect mass of fibrous roots is formed, which only requires the occasional operation of a trench being dug, and the ball of earth heaved down to ascertain whether any large feeders are making their escape from it. But it must be borne in mind that this circular mass of soil will in a few years be exhausted ; to remedy which, I have had left round each tree, eighteen inches from the stem, a slight depression of the soil, or, in other words, the trench has not been quite filled in. This circular furrow I have had filled, in December and January, with fresh liquid night-soil, which has had a most excellent effect. Any other liquid manure would undoubtedly have been equally efficacious, but my soil was poor, and I thought it required strong manure. As it did not come in contact with the roots, no injury resulted from using such a powerful raw manure.

There is, perhaps, no absolute necessity for liquid manuring in winter, as common dung may be laid round each tree in autumn, and suffered to be washed in by the rains in winter, and drawn in by the worms. In mentioning liquid manure, I give the result of my own practice ; the great end to attain seems (to use an agricultural phrase) to be able "to feed at home ;" that is, to give the mass of spongioles enough nutriment in a small

space, but not too much, so that a tree may make shoots about four or six inches long in one season (for such, I conceive, ought to be the maximum of growth), and at the same time be able to produce abundance of blossom-buds and fruit. On trees of many varieties the former will be in too great abundance; removing a portion in early spring, cutting them out with a sharp knife, so as to leave each fruit-spur about three inches apart, is excellent culture.

I have not yet mentioned the possibility of root-pruning fruit trees of twenty or thirty years' growth with advantage. Irregular amputation of the roots of too vigorous fruit trees is, I am aware, an old practice; but the regular, and annual or biennial pruning of them, so as to keep a tree full of youth and vigour in a stationary and prolific state, has not, that I am aware of, been recommended by any known author, although it may have been practised. In urging its applicability to trees of twenty or thirty years' growth, I must recommend caution: the circular trench should not be nearer the stem than three feet, and only two-thirds of the roots should be pruned the first season, leaving one-third as support to the tree, so that it is not blown on one side by the wind,—and these, of course, must be left where they will best give this support. The following season half the remaining roots may be cut, or, if the tree be inclined to vigour, all of them; but if it gives symptoms of being checked too much, they may, on the contrary, remain undisturbed for one or even two seasons. If, as is often the case in pear trees, the roots

are nearly all perpendicular, the tree must be supported with stakes for one or two years after complete amputation.

It will not, perhaps, be out of place here to enumerate a few of the advantages of systematic root-pruning of pear, apple, and plum trees, and of growing them as pyramidal trees and bushes.

1st. Their eligibility for small gardens, even the smallest.

2ndly. The facility of thinning the blossom-buds, and in some varieties, such as Gansel's Bergamot, and other shy-bearing sorts, of setting the blossoms, and of thinning and gathering the fruit.

3rdly. Their making the gardener independent of the natural soil of his garden, as a few barrowfuls of rich mould and annual manure on the surface will support a tree for many, very many years, thus placing bad soils nearly on a level with those the most favourable.

4thly. The capability of removing trees of fifteen or twenty years' growth with as much facility as furniture. To tenants this will, indeed, be a boon; for perhaps one of the greatest annoyances a tenant is subject to is that of being obliged to leave behind him trees that he has nurtured with the utmost care.

My grey hairs tell me that I am not a young gardener, and yet I feel that in judicious root-pruning and annual manuring on the surface, so as to keep our fruit trees in a nicely-balanced state, we are all inexperienced. At this moment I am reminded of a wall in a neighbouring garden, covered with peach and nectarine trees in the finest possible health.

For more than twenty years a healthy peach tree was never seen in this garden, as the subsoil is a cold white clay, full of chalk-stones. This happy change has been brought about by biennially pruning the roots of the trees early in autumn, as soon as the fruit is gathered; in some cases lifting them and supplying their roots with a dressing of leaf-mould, sand, and rotten manure, equal parts. Powdered charcoal, or the ashes of burnt turf and rotten manure, also make an excellent root-dressing for cold heavy soils; but if the soil be dry and poor, and unfavourable to the peach and nectarine, loam and rotten manure is the best dressing for the roots, and also for the surface.

PLANTING AND AFTER-MANAGEMENT.

Pyramidal pear trees of from three to five years old on the quince stock, root-pruned, and full of blossom-buds, may now be purchased. Trees of this description should, if possible, be planted before Christmas; but if the soil be very tenacious, the holes may be opened in the autumn, and the trees planted in February; the soil will be mellowed and benefited by the frosts of winter.

In planting pear trees on the quince stock, it is quite necessary that the stock should be covered up to its junction with the graft. This joining of the graft to the stock is generally very evident, even to the most ignorant in gardening matters; it usually assumes this form (Fig. 11, *a*):—

If the soil be not excessively wet, the tree may be placed in a hole, three feet in diameter,

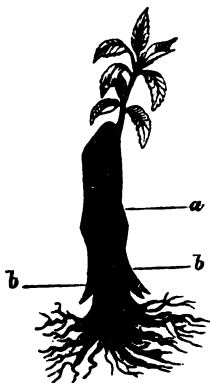


FIG. 11.

in the usual way, so that the upper roots are above the level of the surface of the soil. Some of the light compost recommended in page 18 should be filled in, and the tree well shaken, so that it is thoroughly mingled with its roots. The compost should then be placed round the stem, and must be formed into a mound, which must cover the stock up to, but not above, the junction of the graft with the stock, in order to encourage it to emit roots into the surface soil, and to keep it—the stock—from becoming hard and “bark-bound.”

To make this emission of roots more certain, the stem may be tongued, as usual in layering—*i.e.*, the bark must be cut through upwards from the root, and a slip about one inch in length raised (see Fig. 11, *b, b*, which are the raised pieces of bark); and these raised pieces of bark must be kept open by inserting a piece

of broken flower-pot or slate. Several of these tongues may be made, and by the end of the first year after planting every incision will have emitted roots; the stock, owing to its being kept constantly moist, will swell and keep pace with the graft, and the tree will flourish and remain healthy. As the mound will subside by the heavy rains of winter, presuming that the trees have been planted in autumn, fresh compost of the same nature must be added in spring, and every succeeding autumn. A quarter of a peck of soot, strewed on the surface in a circle three feet in diameter round each tree in March, is an excellent stimulant. The great object in the culture of the pear on the quince stock is to encourage the growth of its very fibrous roots at the surface, so that they may feel the full influence of the sun and air. These mounds may be made ornamental if required, by placing pieces of rock or flint on them, which will also prevent the birds scratching at them for worms; but the stones selected must not be very large and heavy—they should be about the size and weight of a brick. In light friable soils, the mounds may be from three to four inches above the surface of the surrounding soil; in heavy retentive wet soils, from six to eight inches will not be found too high.

In soils of a light dry nature the pear on the quince requires careful culture. I therefore recommend the surface round the tree to be covered, during June, July, and August, with short grass, moss, or manure, and to give the trees once a week, in dry weather, a drenching

with guano water (about one pound to ten gallons), which must be well stirred before it is used. Each tree should have ten gallons poured gradually into the soil: by this method the finest fruit may be produced; and as it is very probable that, ere many years elapse, we shall have exhibitions of pears, this will be the mode to procure fine specimens to show for prizes. Our oldest gardening authors have said that "pears engrafted on the quince stock give the fairest fruit;" and they are correct. It has been asserted that the fruit is liable to be gritty and deficient in flavour. I can only say that from my trees, growing on a cold clayey soil, I have tasted fruit of Marie Louise, Louise Bonne of Jersey, and others, all that could be wished for in size and flavour.

In the course of my experience, and since the above recommendation to plant on mounds was written, I have found it good practice in very dry soils to plant pear trees on the quince stock, with their upper roots just level with the surface, so as not to require mounds round their stems. The first season they should have some manure on the surface, laid in a circle round the stem; and the second year a shallow basin, two feet in diameter and four inches deep, should be dug round the stem, and filled with some manure about half-rotten. This basin thus filled keeps moist even in the most dry and hot weather, and becomes full of fibrous roots. This is also an excellent method of renovating pear trees that have exhausted themselves by bearing too abundantly, or that appear unhealthy by their leaves turning yellow: but in such cases, when the trees are of

advanced growth, a basin of the same depth, but three or more feet in diameter, should be formed, and filled with manure—in all cases for this purpose this should be but slightly decomposed.

GATHERING THE FRUIT.

The fruit of pears, more particularly those on quince stocks, should not be suffered to ripen on the tree; the summer and autumn varieties should be gathered before they are quite ripe, and left to ripen in the fruit-room. The late pears should be gathered before the leaves take their autumnal tints; if suffered to remain too long on the trees they frequently never ripen, but continue hard till they rot. In most seasons, the first and second week in October is a good time; but much depends on soil and climate. The following passage from that very excellent work, Downing's "Fruit Trees of America," is appropriate to this subject:—

"The pear is a peculiar fruit in one respect, which should always be kept in mind, viz., *that most varieties are much finer in flavour if picked from the tree, and ripened in the house, than if allowed to become fully matured on the tree.* There are a few exceptions to this rule, but they are very few. And, on the other hand, we know a great many varieties which are only second or third-rate when ripened on the tree, but possess the highest and richest flavour if gathered at the proper time, and allowed to mature in the house. This proper season is easily known, first by the ripening of a few full-grown but worm-eaten specimens, which fall soonest from the tree; and,

secondly, by the change of colour, and the readiness of the stalk to part from its branch on gently raising the fruit. The fruit should then be gathered—or so much of the crop as appears sufficiently matured—and spread out on shelves in the fruit-room, or upon the floor of the garret. Here it will gradually assume its full colour and become deliciously melting and luscious. Many sorts which if suffered to ripen in the sun and open air are rather dry, when ripened within doors are most abundantly melting and juicy. They will also last for a considerably longer period, if ripened in this way—maturing gradually as wanted for use—and being thus beyond the risk of loss or injury by violent storms or high winds.”

“Winter dessert pears should be allowed to hang on the tree as long as possible, till the nights become frosty.* They should then be wrapped separately in paper, packed in *kegs, barrels, or small boxes*, and placed in a cool, dry room, free from frost. Some varieties, as the *Beurré d’Aremberg*,^c will ripen finely with no other care than placing them in barrels in the cellar, like apples. But most kinds of the finer winter dessert pears should be brought into a warm apartment for a couple of weeks before their usual season of maturity. They should be kept covered, to prevent shrivelling. Many sorts that are comparatively tough if ripened in a cold apartment, become very melting, buttery, and juicy

* I feel compelled to differ from Mr. D. in this respect; for in the autumn of 1855, I suffered many pears to hang on the trees till the end of October, and they never ripened. I believe the first week in October to be the best period to gather winter pears in.

when allowed to mature in a room kept at the temperature of 60 or 70 deg."

The following is from Mr. Glass's "Gardening Book," as given in the *Gardener's Chronicle*:—

HOW TO STORE WINTER PEARS IN SMALL QUANTITIES.

"Get some *unglazed* jars,—garden pots will do ; make them perfectly clean, if they have ever been used. The best way is to half burn or bake them over again.

"Gather your pears very carefully, so as not to rub off the bloom or break the stalk. On no account knock them about so as to bruise them. Put them on a dry sweet shelf, to sweat. When the sweating is over, rub them dry with a soft cloth, as tenderly as if you were dry-rubbing a baby.

"As soon as they are quite dry, put them, one over the other, into the jars or garden-pots, without any sort of packing ; close up the mouth of the jar *loosely*, or of the garden-pot, by wheeling the pan or placing a piece of slate over it, and stow them away in a darkish closet where they cannot get the frost.

"Open the jars now and then, to see how they are getting on.

"Do not put more than one sort in the same jar, if you can help it. Mind,—the warmer they are kept, the faster they will ripen."

KEEPING PEARS IN A GREENHOUSE.

I have but very recently found that pears may be kept in a greenhouse, in great perfection, all the winter.

The greenhouse in which my experiment has been tried is a lean-to house with a S.W. aspect, 12 feet wide, with a path in the centre, a bench in front of common slates laid on wooden bars, and a stage at back full of camellias. My pears have been laid on the front bench, the glass over them shaded till the end of November, the house ventilated, and the camellias watered just as if the pears were not there. In severe frosts the temperature was kept just above freezing. The autumn pears under this treatment ripened slowly, and were of excellent flavour. The late pears kept till April; but then, owing to the power of the sun, the air of the house became too warm and dry, and they shrivelled. I should therefore recommend winter pears to be kept in the greenhouse in covered pots or jars, placing them in them early in December.

PYRAMIDAL APPLE TREES ON THE PARADISE
APPLE STOCK.

Apples as pyramids on the Paradise stock are objects of great beauty and utility. This stock, like the quince, is remarkable for its tendency to emit numerous fibrous roots near the surface, and for contracting the growth of the graft, causing it to become fruitful at a very early stage. On the Continent there are two varieties of the apple under this denomination, viz., the Doucin and

the Pomme de Paradis: these are called Paradise stocks in England, but on the Continent the first and last are used for distinct purposes—the first for pyramids, the latter for dwarf bushes.

The Doucin stock is, I am inclined to think, the same as that called “Dutch Creeper,” or “Dutch Paradise,” by Miller in his Dictionary, folio edition of 1759. It puts forth abundance of fibrous roots near the surface of the soil, and is not inclined to root deeply into it like the crab. Apples grafted on this stock are more vigorous than when grafted on the true Paradise stock, and less so than those on the crab; it is, therefore, well adapted for garden trees, for they are easily lifted, their roots thus kept to the surface, and the tree, consequently, kept free from canker. There is another surface-rooting apple, also well adapted for stocks—the Burr Knot. This, like the Doucin, will strike root, if stout cuttings, two or three years old, are planted two-thirds of their length in a moist soil: it is a large, handsome, and very good culinary apple. At Ware Park, in Hertfordshire, this is called Byde’s Walking-stick Apple, owing to Mr. Byde, the former proprietor of the place, often planting branches with his own hand, which soon formed nice bearing trees.

Among apples raised from seed, some will occasionally be found with this surface-rooting nature; and this is, I suspect, the reason why the Doucin stock, under the name of the Paradise, common in the English nurseries, differs from the sorts used as Doucins in France, for there are two or three varieties cultivated there.

About forty years since, I raised a large num-

ber of apples from the pips of the Golden Pippin, Golden Reinette, Ribstone Pippin, and other esteemed sorts. These in course of time all bore fruit, but as not one was found superior to its parent, I did not cultivate them. Why I mention this is, that among my seedlings were several that put out roots near the surface, and the cuttings of which struck root. It is only within these few years that I have had my attention drawn to one of these, which has very broad leaves, and a most healthy and vigorous habit. It roots freely at the surface, and bids fair to be a very superior stock for garden apple trees.

The Pomme de Paradis seems identical with the "dwarf apple of Armenia," referred to in the "Journal of the Horticultural Society," Part 2, Vol. 3; page 115. It is *exceedingly* dwarf in its habits, and too tender for this climate, unless in very warm and dry soils. Out of 2,000 imported in 1845, more than half died the first season, and two-thirds of the remainder the following. They were planted in fine fertile loam, favourable to the growth of apples, and on which the Doucin, planted the same season, grew with the greatest vigour. The same result attended an importation of 2,000 in 1846. I have now potted some plants, and owing, as I suppose, to the roots being warmed through the pots by exposure to the sun, they seem inclined to make very nice little fruitful bushes—in fact, real miniature apple trees, bearing fruit when only nine inches in height. My trees are in eight-inch pots; but to have healthy fertile trees, I should recommend them to be gradually shifted into twelve-inch pots. The

citizen may thus have his apple-orchard on the leads of his house.

The Doucin and the English Paradise are most deserving of our attention as stocks for forming fruitful pyramids, the culture of which is very simple. Grafted trees of one, two, or three years' growth, should be planted with a straight leading stem, well furnished with buds and branches to its junction with the stock. No manure should be placed to their roots, but some light friable mould well shaken into them. the earth filled in, and two or three shovelful of half-rotted manure laid on the surface round each tree. This surface-dressing may be given with advantage every succeeding autumn. If the soil be very wet and retentive, or very shallow, it will be better to plant the trees in small mounds; and if symptoms of canker make their appearance, their roots should be examined annually in the autumn, as recommended in root-pruning of pears on the quince stock, introducing the spade directly under the roots, so as to prevent any entering deeply into the soil, and bringing all as nearly to the surface as possible, filling in the trench with light friable compost. I am not yet quite satisfied on that head, but am strongly inclined to think that canker may be entirely prevented by this annual attention to the roots.

If, therefore, the soil be unfavourable, and apt to induce a too vigorous growth in apple trees, followed by canker, the roots should be annually root-pruned, or the trees lifted—*i. e.*, taken up and replanted. If, however, the trees make shoots of only moderate vigour, and are healthy and fruitful, their roots may remain

undisturbed; and pinching their shoots in summer, and training them in a proper direction if required, is all that they will want. Pyramids on the Paradise stock may be planted four feet apart in confined gardens; five feet will give them abundance of room: but if, owing to the soil being of extra fertility, they are found to require more, the trees, if they have been root-pruned, may be removed almost without receiving a check, even if they are twenty years old. This is a great comfort to the amateur gardener, who amuses himself with improving his garden; for how often does a favourite fruit tree, which cannot be removed, prevent some projected improvement!

Apples differ greatly in their habits of growth: some are inclined to grow close and compact, like a cypress—these are the proper sorts for pyramids; others, horizontally and crooked—these should be grown as bushes; others, again, are slender and thin in their growth—the lower part of every branch will then generally be furnished with dormant buds; so that, to form a good pyramid of these slender-growing varieties, it is necessary to begin the first year with a graft, and to pinch the leader as soon as it is six inches long. If by any neglect the lower part of the pyramid be not furnished with shoots, but have dormant buds, or buds with only two or three leaves attached, a notch must be cut, about half an inch in width, just *above* the bud from which a shoot is required. This notch must be cut through the outer and inner bark, and cambium, or first layer of wood; and if the shoot or stem be young—say from two to four inches in girth—it

may be cut round half its circumference. If this be done in spring or summer, the following season a shoot will generally make its appearance; sometimes even the first season, if the stem or branch be notched early in spring. This method of procuring shoots from dormant buds may be applied with advantage to all kinds of fruit trees.

Varieties of apples, inclined to be compact and close in their growth, form very handsome pyramids; but they are apt to be unfruitful, as the air is not admitted enough to the interior of the tree. This may be easily avoided, by bringing the lateral shoots down to a horizontal position for a year or two, and fastening the end of each shoot to a stake; an open pyramidal shape will thus be attained, which the tree will keep. Other varieties put forth their laterals horizontally, and some are even pendulous. The leading perpendicular shoot of varieties of this description must be supported by a stake, till the tree is of mature age. Iron rods, about the size of small curtain-rods, are the most eligible: these, if painted with coal-tar and lime, sifted and mixed with it to the consistence of very thick paint, put on boiling hot, will last a great many years.

Apple trees in confined gardens near large towns, are often infested with "American blight," *aphis lanigera*; this makes its appearance on the trees generally towards the middle of summer, like patches of cotton wool. There are many remedies given for this pest; the most efficacious I have yet found is soft soap diluted with water to a thin paste, and applied with an old painter's brush. About two days after the application the trees must be well syringed with clean water.

Many remedies, such as train oil, spirits of tar, &c., are apt to injure the trees; it must be recollected that soft soap will turn the leaves brown—in fact, kill them; but it need not be applied to them, as the *aphis* generally fixes itself on the branches.

Here let me impress upon the lover of his garden, living anywhere within reach of smoke, the necessity of using the syringe: its efficacy is not half appreciated by gardening amateurs. As soon as the leaves of his fruit trees are fully expanded, every morning and every evening, in dry weather, should the attentive gardener dash on the water with an unsparing hand—not with a plaything, but with the perforated common syringe, such as a practical gardener would use, capable of pouring a sharp stream on to the plant, and of dislodging all the dust or soot that may have accumulated in twelve hours. For apple and pear trees in pots, or in small city gardens, this syringing is absolutely necessary.

Pinching the shoots of pyramidal apple trees, and, indeed, exactly the same method of managing the trees as given for pyramidal pears on the quince stock, may be followed with a certainty of success; and the proprietor of a *very* small garden may thus raise apple trees which will be sure to give him much gratification. To have fine fruit, the clusters should be thinned in June; and small trees should not be overburdened, for they are often inclined, like young pear trees on the quince stock, to bear too many fruit when in a very young state; the constitution of the tree then receives a shock, which it will take two or three seasons to recover. For

varieties with large fruit, one on each fruit-bearing spur will be enough; if a small sort, from two to three will be sufficient.

There are so many really good apples that it is difficult to make a selection: the following sorts will not disappoint the planter; but fifty varieties in addition, quite equal in quality, could be selected.

Twenty dessert apples, ripening from July to June, placed in the order of their ripening:—

1. White Juneating ×
2. Early Red Margaret ×
3. Red Astrachan
4. Early Strawberry
5. Irish Peach ×
6. Summer Golden Pippin
7. Kerry Pippin ×
8. Margil
9. Mannington's Pearmain ×
10. Cox's Orange Pippin ×
11. Ribstone Pippin ×
12. Golden Drop (Coe's) ×
13. Ashmead's Kernel ×
14. Nonpareil, Old
15. Reinette Van Mons ×
16. Syke House Russet
17. Keddestone Pippin ×
18. Golden Harvey
19. Winter Peach Apple
20. Sturmer Pippin ×

Twenty kitchen apples, fit for use from July to June:—

1. Keswick Codlin ×
2. Large Yellow Bough
3. Hawthornden ×
4. Cellini
5. King of the Pippins
6. Blenheim Pippin ×
7. Calville Blanche
8. New Hawthornden
9. Striped Beefing.
10. Waltham Abbey Seedling
11. Herefordshire Pearmain
12. Winter Pearmain
13. Bedfordshire Foundling

14. Greaves' Pippin
15. Dumelow's Seedling x
16. Norfolk Bearer
17. Rymer
18. Baxter's Pearmain
19. St. Sauveur
20. Gooseberry Apple x

APPLES AS BUSHES ON THE PARADISE STOCK.

There are some varieties of apples that do not form, even with care, well-shaped pyramids; such sorts may be cultivated as bushes when grafted on the Paradise stock, and are then excellently well adapted for small gardens. The same biennial removal recommended for pears as bushes on the quince stock, and the same summer pinching of the shoots must be followed; the branches should also be thinned out, so that light and air are admitted to all parts of the tree. The following sorts are well adapted for this bush culture, but the upright varieties recommended for pyramids form nice compact bushes.*

Brabant Bellefleur, kitchen	April
Cornish Aromatic, dessert	May
Early Harvest, dessert.....	August
Emperor Alexander, kitchen	October
Gravenstein, kitchen or dessert	November
Hawthornden, kitchen	} August to November
Juneating (white), dessert	July
Melon Apple, dessert	February
Mère de Menage, kitchen	December
Nonesuch, kitchen ,.....	October
Pomme Royale, kitchen or dessert	April
Reinette de Canada, kitchen or dessert ...	May
Ribstone Pippin, dessert	December
South Carolina Pippin, kitchen	December
Spring Ribstone Pippin, dessert	May
Victoria, dessert	April
Waltham Abbey Seedling, kitchen	December

* These dwarf bushes are liable to be gnawed by rabbits and hares in exposed gardens. The best of all preventives is to paint them with soot and milk, well mixed.

PYRAMIDAL APPLES ON THE CRAB STOCK.

In soils light and poor, the apple on the Paradise stock is, unless carefully manured on the surface, apt to become stunted and unhealthy. In such soils, and also in those of a *very* tenacious nature, pyramids on the crab stock may be planted with great advantage. They are also well adapted for large gardens where large quantities of fruit are required, as the trees may be made to form handsome pyramids, from twelve to fifteen feet in height.

There is one thing most essential to their full success as pyramids,—they must be lifted or taken up biennially early in November, and replanted in the manner recommended for bush pear trees.

As these crab stock trees grow more freely than the Paradise stock trees, summer pinching, as recommended for pears in page 8, must be attended to, and then, in the most unfavourable apple tree soils, healthy and most prolific pyramids may be formed. Any of the varieties recommended in pages 54 and 55 will succeed well as pyramids on the crab stock.

If managed in this manner, fine trees may be formed, not only of the new robust-growing kinds, but even of the old Nonpareil, Golden Pippin, Golden Reinette, Hawthornden, Ribstone Pippin, and several others, all more or less inclined to canker.

The vigorous growth of standard apples, when planted in orchards in the usual way, is well known, and also their tendency to canker after a few years of luxuriant growth. Pyramids on the

crab, without biennial removal, would, in like manner, grow most freely, and even if subjected to summer pinching, would soon become a mass of entangled, barren, cankered shoots.

PYRAMIDAL PLUM TREES.

The Plum, if planted in a rich garden soil, rapidly forms a pyramid of large growth,—it, in fact, can scarcely be managed by summer pinching. It becomes crowded with young shoots and leaves, and the shortening of its strong horizontal branches at the end of summer is apt to bring on the gum: it is a tree, however, with most manageable roots, for they are always near the surface. I must, therefore, again recommend summer pinching, annual root-pruning, and surface-dressing, in preference to any other mode of culture. The annual root-pruning of the plum is performed as follows:—Open a circular trench eighteen inches deep round the tree, eighteen inches from its stem, and cut off *every root and fibre* with a sharp knife. When the roots are so pruned, introduce a spade under one side of the tree, and heave it over so as not to leave a single tap-root; fill in your mould, give a top dressing of manure, and it is finished. The diameter of your circular trench must be slowly increased as years roll on; for you must, each year, prune to within one-and-a-half or two inches of the stumps of the former year. Your circular mass of fibrous roots will thus slowly increase, your tree will make short and well-ripened shoots, and bear abundantly. From very recent experience, I have found that

removing the trees annually, if the soil be rich, —biennially, and adding some rich compost, if it be poor—*without root-pruning*, will keep plum trees in a healthy and fertile state. For further particulars on this head, see pages 70 and 71.

Pyramidal plum trees are most beautiful trees both when in flower and fruit. Their rich purple and golden crop has an admirable effect on a well-managed pyramid. No stock has yet been found to cramp the energies of the plum tree. I have, however, tried experiments on the sloe, which, as it never forms a tree of any bulk, effects this object to a certain extent. My trees on the sloe are some years old, and are dwarf and prolific. The first year after grafting they made vigorous growth; but this is a very common occurrence with stocks that ultimately make very prolific trees; it is so with the pear on the quince, the apple on the Paradise, and the cherry on the Mahaleb. The greengage seems to grow more freely on the sloe than any other sort. I have three fine vigorous bushes, now about ten years old, growing in the white marly clay, with chalk-stones, peculiar to some parts of Essex and Hertfordshire. The sloe seems to delight in this soil, so inimical to most kinds of fruit trees. My greengage plums are almost vigorous in their growth; and what appears strange is, that the stock seems to keep pace with the graft—there is scarcely any swelling at the junction. The roots of these trees have not been touched, and they appear to have gone deeply into the solid white clay. The plum on the sloe is easily arrested in its growth by root-pruning. I have some trees, four years old, not more than

eighteen inches high, and yet covered with bloom buds.* These have been only once root-pruned, and are forming themselves into nice compact prolific bushes. As no peculiar culture, or disease, requires to be noticed, I have only to give a selection of sorts calculated for pyramids. These are also well adapted for walls with W., N.W., E., or S.E. aspects.

HARDY DESSERT PLUMS ADAPTED FOR PYRAMIDS.

In season from July till the end of October. Placed in the order of their ripening.

Early Favorite ×
Mamelonné
De Montfort ×
Perdigron Violet Hâtif
Green Gage ×
Purple Gage ×

Jefferson ×
Guthrie's Late Green
Reine Claude de Bavay ×
Coe's Golden Drop
Saint Martin's Quetsch
Coe's late Red

HARDY KITCHEN PLUMS ADAPTED FOR PYRAMIDS.

In season from July to the end of October. Placed in the order of their ripening.

Early Prolific ×
Prince of Wales ×
Nectarine
Pond's Seedling
Kirk's ×
Victoria, or Alderton ×
White Magnum Bonum

Diamond ×
Imperial de Milan
Autumn Compote ×
Late Black Orleans ×
Belle de Septembre ×
Prune Tardive

PLUM TREES AS BUSHES.

There is, perhaps, no fruit tree so easily kept within bounds as the plum. In some rich soils they bear annual removal without the least

* Since this was written I have found plums grafted on the plum stock so easily dwarfed by biennial removal, that unless in hard clayey soils, found to be unfavourable to the plum, there is no occasion to employ the sloe stock.

check ; but in most soils biennial removal will keep them in a perfectly fruitful state in bush culture. This is absolutely necessary ; and if the soil be poor, some thoroughly rotted manure (about half a bushel to each tree) may be mixed with the soil in replanting. As with pear trees, the best season for lifting or removing them is the end of October or beginning of November. Plum bushes have the advantage of being easily protected by a square of light cheap calico, tiffany, or any light material, thrown over them while in blossom, and a crop of fruit thus ensured. All the varieties recommended for pyramids may be cultivated as bushes.

THE CULTURE OF CHERRIES AS BUSHES AND
PYRAMIDS ON THE MAHALEB (*CERASUS MAHALEB*).

This stock has been long known in our shrubberies as the "Perfumed Cherry:" its wood when burned emits a most agreeable perfume. In France it is called "Bois de St. Lucie," and it has been there used for dwarf cherries for very many years ;—why it has not been employed by English nurserymen, I cannot tell. My attention was called to it in France some fifteen or twenty years ago, since which I have used it extensively, annually increasing my culture. Its great recommendation is, that cherries grafted on it will flourish in soils unfavourable to them on the common cherry stock, such as strong white clay, or soils with a chalky subsoil. Although the trees grow most vigorously the first two or three seasons, yet, after that period, and especially if root-pruned, they form dwarf prolific bushes, so as

easily to be covered with a net, or, what is better, muslin or tiffany, which protects the fruit more effectually from birds and wasps; thus giving us, what is certainly most rare, cherries fully ripe, and prolonging their season till the end of September. The trees may also be protected from spring frosts by the same covering, or by woollen netting, which is preferable, as it admits air to them while in blossom. These dwarf bushes may be planted from five to six feet apart, and their branches pruned so that seven, or nine, or more, come out from the centre of the plant, like a well-managed gooseberry bush. These branches will, in May or June, put forth, as in the horizontal shoots of pyramidal pears, several shoots at their extremities, all of which must be pinched off to within three buds of their base, leaving the leading shoots untouched till the middle or end of August, when they must be shortened, and the pruning for the year is finished.

The Morello and Duke cherries—the most eligible for this bush culture—may have their shoots shortened to eight buds. If, however, the space be confined in which they are planted, this length may be reduced, for by root-pruning the trees may be kept exceedingly dwarf. The end is to form the tree into a round bush, not too much crowded with shoots. Towards the end of September,* or, in fact, as soon as the autumnal rains have sufficiently penetrated the soil, a trench may be dug round the tree, exactly the same as recommended for root-pruning of

* This early autumnal root-pruning will be found very advantageous. The flow of sap is checked, so that the shoots are well ripened, and the pruned roots soon emit fresh fibres to feed the tree the following season.

pears, the spade introduced under the tree to cut all perpendicular roots, and all the spreading roots shortened with the knife, and brought near to the surface, previously filling in the trench with some light friable soil for them to rest on, and spreading them regularly round the tree, as near to the surface as possible; then covering them with the soil (if not too tenacious) that was taken out of the trench. No dung or manure of any kind is required, as this stock seems to flourish in the poorest soils. Some short litter or half-decayed leaves will, however, be of much benefit placed on the surface round the stem.

I have thus far given their culture for small gardens; but those who have more space may dispense with root-pruning, and allow their cherry trees to make large bushes, which may be planted eight feet apart, and pinched regularly in the summer, and managed as directed for root-pruned trees. The leading shoot from each branch in such cases must be left longer, and shortened to twelve or more buds.

The most charming of all pyramids are the varieties of the Duke cherries on the Mahaleb; these by summer pinching, as practised for pyramidal pears, become in two or three years the most delightful fruit trees ever seen, for in spring they are perfect nosegays of flowers, and in summer clusters of fruit—if spared by spring frosts. To avoid these the real lover of fruit tree culture should build a span-roofed orchard-house, 14 feet wide, plant his pyramids in the borders, lift them biennially, and then take his walks along the central path, and enjoy the avenue of beauty they will be sure to form.

It will much facilitate the operation on their roots if the trees be planted on small mounds.

In forming plantations of dwarf cherries on the Mahaleb stock, it is necessary to arrange them with a little care. The two groups, those of the habit of the Morello tribe, and those of the compact habit of the May Duke, should be planted in separate rows. Bigarreau and Heart cherries are too short-lived, when grafted on this stock in most descriptions of soils, to be recommended.

The following arrangement will assist the planter :—

SECTION I.—THE MAY DUKE TRIBE.

Arch Duke ×	Belle de Choisy
May Duke ×	Nouvelle Royale
Royal Duke ×	Empress Eugénie
Jeffrey's Duke	Duchess de Paluau

SECTION II.—THE MORELLO TRIBE.

Carnation (Coe's late) ×	Reine Hortense ×
Kentish	Morello de Charmeux
Late Duke ×	Belle de Sceaux
Griotte de Chaux ×	Belle Magnifique
Morello ×	Abbe's d'Ögnies

Cherries planted on the *Cerasus* Mahaleb are eminently adapted for espaliers, or for walls, as they occupy less space, and are much more fertile. They may be planted twelve feet apart, whereas espaliers on the cherry stock require to be planted eighteen or twenty feet apart. To those, also, who have no walls or fences, and who wish to grow Morello cherries, the Morello on the Mahaleb will be of great advantage, for the trees bear most abundantly, and form most ornamental little bushes. For potting, for forcing, cherries on this stock are highly eligible, as they are very prolific.

**BIGARREAU AND HEART CHERRIES AS PYRAMIDS
ON THE COMMON CHERRY STOCK.**

Among the mysteries of vegetable physiology, there is nothing, perhaps, more interesting than the facts discovered by the fruit-cultivator. Many kinds of pears grow with great luxuriance when grafted or budded on the quince stock, while other kinds, cultivated in the same soil and budded or grafted with equal care, will grow feebly, and die in the course of a year or two.

The Noblesse and Royal George peaches form fine healthy trees when budded on the Muscle plum stock. The Grosse Mignonne and the French Galande die in a year or two, if budded on it. The Moor Park apricot grows readily and freely on the above-named stock. The peach apricot, its French congener, will not ;—why ? The Bigarreau and the Heart cherries (or, as the French call them, Guignes) do not succeed well on the *Cerasus Mahaleb* ; they grow most rapidly for two or three years, and then generally become gummy and diseased.

The stock raised from the small black and red wild cherries is the proper one for this race.

Pyramids may be bought ready-made, or formed by purchasing young trees, one year old, from the bud, and training them up in the same way as directed for pyramidal pears, pages 4 and 5, with this variation,—pears, as is well known, may be grown as pyramids successfully, with or without root-pruning or biennial removal ; but cherries on common cherry stocks will grow so rapidly, in spite of summer pinching, that biennial removal

is a work of necessity. In the course of a few years pyramidal cherry trees thus treated become pictures of beauty. In France they generally fail, and become full of dead stumps and gum, owing to their trusting entirely to pruning their trees severely in summer and winter, without attending to their roots; the trees thus being full of vigour make strong shoots, only to be pinched and cut off. We must "manage these things better" in England.

The mode of operation in removing pyramidal cherries is the same as that recommended for pears and apples, &c. It will be found, however, that more labour is required, for in two years the cherry on the common stock, like the apple on the crab, makes a vigorous attempt to lay hold of its parent earth. The second year the tree may be lifted by digging a trench round its stem, 1 foot from it and 16 inches deep. The fourth year this trench must be 18 inches from the stem and 20 inches deep; the sixth year it should be 2 feet from the stem and 2 feet deep. This distance and depth need not be departed from if the trees are required to be only fair-sized pyramids; the straggling roots beyond this circumference should be pruned off with the knife. The tree managed thus will soon be in a mature, fruitful state, and its roots a mass of fibres, so that when removed it will, like a rhododendron, receive only a healthy check.

Pyramidal Bigarreau and Heart cherries, cultivated after the method above given, may be planted in small grass orchards, with pyramidal pears on pear stocks, pyramidal apples on crab stocks, and pyramidal plums. A charming

orchard in miniature may thus be formed. Cattle and sheep must of course be excluded.

The following varieties form handsome pyramidal trees, and bear fruit of the finest quality:—

Belle d'Orleans ×	Elton ×
Bigarreau	Florence ×
Bigarreau Napoléon	Governor Wood ×
Black Eagle ×	Knight's Early Black ×
Black Tartarian	Ohio Beauty
Downton	Werder's Early Black

I have thus far given the results of my experience in the culture of pyramidal trees. The method is not by any means new, for visitors to the Continent, for these last fifty years, must have often observed the numerous pyramids of France and Belgium. The system of annual and biennial root-pruning I must, however, claim as original, as I feel assured that in our moist climate—too moist for many varieties of fruit—such check is required to keep pyramids that are under summer pinching in a healthy, fruitful state. The defect in the pyramidal trees of the Continental gardeners, is their tendency to an enormous production of leaves and shoots, brought on by severe annual pruning of their shoots. The climate is probably too dry for root-pruning; yet I cannot help thinking that if it were followed by manuring thickly on the surface, and occasional watering, it would make their trees prodigiously fruitful.

At the risk of repetition, and writing from my own experience, I must say that no gardening operation can be more agreeable than paying daily attention to a plantation of pyramids. From the end of May to the end of July—those beautiful months of our short summer—there are always

shoots to watch, to pinch, to direct, fruit to thin, and a host of pleasant operations, so winning to one who loves his garden and every tree and plant in it. To conclude, I may mention that the small Alberge apricot, raised from the stone, and producing small high-flavoured fruit, and also the Breda apricot, make very beautiful pyramids. In the southern counties of England, in a favourable season, they will ripen their fruit, and produce good crops. The large Portugal quince is also very prolific as a pyramidal tree. Some trees only two years old have borne fine fruit here. This is the finest of all the quinces, and in the south of Europe it grows to an enormous size. The medlar will also form a handsome and productive pyramid; and, "last but not least" in the estimation of the lover of soft fruits, the currant. A near neighbour—an ingenious gardener—attaches much value, and with reason, to his pyramidal currant trees; for his table is supplied abundantly with their fruit till late in autumn. The leading shoots of his trees are fastened to iron rods; they form nice pyramids of about five feet in height; and by the clever contrivance of slipping a bag made of coarse muslin over every tree as soon as the fruit is ripe, fastening it securely to the bottom, wasps, and birds, and flies, and all the ills that beset ripe currants, are excluded. With all these, summer pinching and root-pruning, or biennial removal (except the currant, which does not require the latter operation), as directed for pears, are indispensable; they soon form very handsome pyramids, and make a pleasing variety in the fruit garden.

FILBERTS AND NUTS AS STANDARDS.

Filberts, as commonly cultivated, except in the Kentish gardens, form straggling bushes, and are some years before they commence to bear. To correct this, I some ten or more years since had them grafted on stems of the hazel-nut raised from Spanish nuts, as they were vigorous growers and formed stout stems. I have found these grafted trees answer admirably, and come quickly into bearing, forming nice garden trees.

As soon as the nut trees designed for stocks have made stout stems about four feet high, they should be grafted at that height with the choice kind of nuts, such as the red and white filberts, and the Cosford nut,—an excellent nut. The Purple-leaved filbert, generally planted as an ornamental shrub, may also be grafted; it gives nuts equal to the common filbert, and forms a nice ornamental standard.

Standard nuts require but little culture; they soon form round heads, and bear profusely. Care must be taken to destroy all suckers from the stem and root.

The only pruning required is in winter to thin out the crowded shoots and shorten to half their length those that are inclined to be vigorous—that is, those that are more than nine inches in length. The short spray-like shoots must not be shortened, as they are the fruit-givers.

If these standard nuts are planted in rich garden soils, they will soon make trees too large for small gardens. If, therefore, they are found to grow too vigorously they should be lifted and replanted biennially in November.

I have mentioned seedling nuts as good for stocks; but I have lately employed a valuable sort, introduced from Germany as *Corylus arborescens*; this makes a beautiful clear stem.

The Algiers nut, *Corylus algeriensis*, seems also to be well adapted for a stock for standards, as it makes shoots from six to seven feet in one season.

THE BIENNIAL REMOVAL OF FRUIT TREES WITHOUT ROOT-PRUNING.

For some few years past I have felt a growing conviction that peach trees trained against walls in the usual manner, without careful root cultivation, cannot, in our climate, be kept in a state at all healthy or fertile for a series of years. A wall covered with healthy peach and nectarine trees of a good ripe age is rarely to be seen; failing crops and blighted trees are the rule, healthy and fertile trees the exception. In page 39 will be found an allusion to the trees on the walls at Quendon Hall. I have reason to believe that all the success which the late Mr. Sillett had with his trees was owing, in the first place, to root-pruning, and afterwards to lifting and re-planting his trees biennially, shortening an occasional straggling root, and giving to each tree some rich light compost. The following mode of treating peaches, nectarines, apricots, and plums, on the removal system, I have found simple and efficacious.

Supposing a trained tree, of the usual size, to have been planted in a border well prepared—*i.e.*, stirred to a depth of twenty inches: it may be trained to the wall as usual, and suffered to grow

two seasons. Towards the end of October, or indeed any time in November in the second season, it should be carefully taken up, with all its roots intact. If there be two or three stragglers—*i.e.*, roots of two or three feet in length—for roots are remarkably eccentric, and often, without any apparent cause, run away in search of something they take a fancy to—cut off one foot or so, so as to make the roots of the tree more snug. Then make the hole from whence you took your tree a little deeper, and fit to receive its roots without bending or twisting. Place in it any light compost—if the soil be heavy, leaf-mould, rotten manure, and loam, equal parts; but if the soil of the garden be light, two-thirds tender loam, not sandy, and one-third rotten manure. Two inches deep of this compost will be enough for the roots of the tree to rest on,—and mind they are carefully arranged so as to diverge regularly,—then add enough of the compost to cover all the roots, and fill in with the common soil, so as not to cover the surface roots more than two inches deep. If the soil be light, the surface should be trodden down very firmly, and then have a dressing of old tan, or decayed litter.

A tree that has been planted two years will require one barrowful of the above compost; at the end of four years, two barrowfuls; when six years have passed, from three to four barrowfuls; and from four to six barrowfuls will be enough for a tree from twelve to twenty years old—in short, for a full-grown tree. A portion of the earth from the border must be removed when a large quantity of compost is added, to make room for it, so as not to have an unsightly mound. In

the course of two or three removals the roots of the tree will become a mass of fibres, and the trees so docile as to be lifted without difficulty.

I have this day (Dec. 12, 1852) removed two plum trees that have been planted six years and removed twice. Their roots are a mass of fibres without one straggling root ; they have been replanted with a barrowful of light compost to each tree,* and if I may judge by the enormous quantity of blossom-buds, they will bear a plentiful crop next season. They will receive no unhealthy check, for abundance of earth adheres to the mass of fibrous roots. Now, as peaches, nectarines, and apricots, being budded on plum stocks, are all on plum roots, they will give exactly the same results from the same mode of culture, neither the *size* nor *flavour* of the fruit will be affected, and the trees will always bear abundantly, and be healthy and flourishing.

The plethoric habit of the Moor Park and Peach apricots, which so often leads to disease and death, will be effectually cured by this simple mode of culture, and peaches and nectarines will make short annual shoots, which will be always well ripened, so that they will be constantly full of healthy blossom-buds. For trees under Mr. Ker's trellises it answers admirably. Some mulch, or old tan, two inches in depth, placed on the surface of the soil as

* The soil is rich, and one barrowful I thought quite enough. The quantity of compost must be regulated by the wants of the soil, for in rich soils, where peaches and nectarines are apt to grow too freely, no compost need be added, but the tree merely lifted and replaced. A peach, nectarine, or apricot tree under the removal system, that makes annual shoots more than 15 inches in length, is too luxuriant, and will require no compost to its roots when replanted.

far as the roots spread during the spring and summer, will be of much service.

All trees that are inclined to make very fibrous roots, such as plums, pears on quince stocks, and apples on Paradise stocks, may be lifted—*i.e.*, removed biennially, as abovedescribed—with equal or greater facility than root-pruning them. The effect is the same: they make short well-ripened shoots, and bear abundantly. Apples on Paradise stocks, cultivated as dwarf bushes or as pyramids, if lifted *every year*, and a shovelful or two of compost given to them, form delightful little trees.* The most delicate sorts of apples, such as Golden Pippins and Nonpareils, may thus be cultivated in the most unfavourable soils; and roses, more particularly Bourbon roses on short stems, and Hybrid Perpetuals, removed annually in the autumn, giving to each tree a shovelful of rich compost, and not pruning their shoots till April, will bloom delightfully all the autumn, never dropping their leaves towards the end of summer, and becoming, as is too often the case, blighted and blossomless.

PROPER DISTANCES FOR PLANTING PYRAMIDAL AND OTHER FRUIT TREES.

Pyramidal pear trees and bushes on quince stocks, to be cultivated as root-pruned trees for small gardens, four feet apart.

The same in larger gardens, not root-pruned, six feet apart.

* In moist retentive soils the fruit spurs of small trees become covered with moss; some powdered lime sprinkled over them will destroy it; this is best done in foggy weather in winter.

Pyramidal pear trees on the pear stock, root-pruned, six feet apart.

The same, roots not pruned, eight to ten feet—the latter if the soil be very rich.

Horizontal espalier pear trees on the quince stock for rails or walls, ten feet apart.

Upright espaliers on the quince stock for rails or walls, four to six feet apart.

Horizontal espaliers on the pear stock for rails or walls, twenty feet apart.

Pyramidal plum trees, six feet apart.

Espalier plum trees, twenty feet apart.

Pyramidal apple trees on the Paradise stock, root-pruned for small gardens, four feet apart.

The same, roots not pruned, six feet apart.

Espalier apple trees on the Paradise stock, fifteen feet apart.

The same on the crab stock, twenty feet apart.

Peaches and nectarines for walls, fifteen to twenty feet apart.

Apricots for walls, twenty feet apart.

Cherries, as bushes and pyramids on the Mahaleb stock, root-pruned for small gardens, four feet apart.

The same roots, not pruned, six feet apart.

Pyramidal cherries on the common cherry stock, six feet apart.

Espalier cherry trees, for rails or walls, fifteen to twenty feet apart.

Standard pear, apple, plum, and cherry trees, for orchards, twenty feet apart.

APPENDIX.

THE PEACH TRELLIS OF THOMAS WHITE, ESQ., MANOR HOUSE, WEATHERSFIELD, ESSEX.

In the autumn of the year 1851, Mr. White, while walking through the grounds here, happened to see my small Ker's trellis with movable lights, and on his return home the idea occurred to him that it might be enlarged, and the principle improved upon, so as to be able to grow fruit enough for a large family. In the autumn of that year he accordingly built a trellis-house of the following dimensions:—

Length	80 feet.
Width (inside)	12 feet.
Height at back	8 feet.
Height at front	14 inches.
Rafters (fixed 20 inches apart)					14 feet long.
Trellis (15 inches from the glass)					13 feet wide.
Sunken path in centre	2 feet deep.

The front and back plates both rest on larch poles about four or five feet apart; a shutter, twelve inches wide, on hinges, forms, with a slip of board, the front wall. The back wall is made with long faggots of brushwood—a double row; the ends are boarded up, and a door is at each end. Perhaps no gardening structure was ever built so cheaply, and none ever produced such marvellous

effects. The trees—dwarf and standard trained peaches and nectarines, two to three years trained, twelve of the former and six of the latter—were planted in February, 1852; and in the season of 1854, only the third year of their growth, they bore 5,000 *peaches and nectarines*. On one tree of the Noblesse Peach there were 500 peaches, and the same number or more on a tree of the Elruge Nectarine. This seemed enough to ruin the health of the trees, and so I thought when I *heard* of it; but when I *saw* the excessive vigour of the trees, I thought Mr. White and his gardener not so far wrong in allowing them to bear such an enormous crop. The dwarf trees have reached to the top of the trellis, and cover it completely.

Mr. White was, I believe, offered the sum that the house cost him—somewhere about £40—for his crop of peaches and nectarines in 1854. The vigour of the trees is quite astonishing; the stems of some of them are twelve or more inches in circumference: they are planted inside the front shutter, and laid directly on the trellis. The remarkable success of this simple structure seems owing entirely to the perfection of its ventilation; the front shutter has been open night and day in warm weather, and the air passes gently and constantly through its brushwood back wall, so as entirely to prevent stagnation. The trees have been syringed regularly night and morning, and are in the finest possible health.

As this brushwood wall is unsightly, and dangerous in some situations, owing to its capability of harbouring rats and mice, we must now see what can be substituted for its perfect venti-

lating property. Hedges to *lean-to* houses, as I know from experience, are too cold to ripen peaches and nectarines, although highly favourable to the growth of the trees; it therefore appears to me that the perforated bricks, now largely manufactured, could be used with advantage in this way. The wall, eight feet in height, should be built five feet from the ground with common bricks; and then, three feet up to the top for the plate to rest on, with perforated bricks placed edgewise. In very cold weather in March, when the trees are in blossom, a curtain of calico, or any other convenient material, might be arranged so as to cover this space of the perforated wall at night, and in May it may be removed for the summer. This perforated space, with the front shutter constantly open, will, in my opinion, be perfect for a peach trellis, and not unsightly.

It will be seen from what I have said that Mr. White's trellis differs from Mr. Ker's in this way,—the roof is fixed, and not of removable lights; the trees are pruned and the fruit is gathered from underneath, so that all the operations of culture are performed under shelter, and in a climate at all times favourable.

Since the above was written Mr. White has had his faggot-wall removed, and glass placed at the back, at a sharp angle of 30 degrees. Under this are trained peaches and nectarines, which succeed those under the front glass. The effect is excellent; and the trees, the late warm summer (1858), ripened their fruit well, although the slope is to the north-east. In cool seasons it is to be feared the flavour of the fruit will suffer.

The following letter, from a very clever

amateur fruit-cultivator, will, I think, be found interesting to those who wish to make the most of a small garden :—

“ To Mr. Rivers.

“ DEAR SIR,—I have derived much pleasure from the cultivation of fruit trees in the different modes introduced by you,—as pyramids, bushes, and in pots under glass; and you will be glad to hear, as I am to tell you, that the pleasure has been greatly enhanced by success. Wishing to have a good many fruit trees, and my garden being a small one, I have resorted to many contrivances to make the most of my space; and knowing that the subject is one interesting to you, I venture to give you an account of some of them.

“ About seven years ago, I put down on the east and west borders of one of my squares a row of stout and straight larch poles, eighteen inches in the ground, four feet above it, and three feet apart. These were sheeted, on the side next the walk, with half-inch boards, on the top of which was placed a rail two inches wide; stays were fixed against each end and against the centre, to prevent shaking by the wind; and all got two coats of paint. The entire cost of the structure, exclusive of the poles, which I happened previously to have, was sixpence for each running foot. Against those walls I planted, on the side next the walk, dwarf-trained pear trees on quince stocks and some plum trees. I then went to the other side of

my wall, and planted there as many more trees—placing them intermediately between those at the opposite side, so that the roots of one should not interfere with those of another. I had thus, on the space usually occupied by a single line of open espaliers, a double number of fruit trees, one half of them having an eastern and the other a western wall. The second year from planting I was rewarded by a nice crop; and although the trees were then young, the fruit, had I been disposed to sell it, would have realised more than the original cost of the walls: and this last year I have had against them as fine crops of *Beurré d'Amanlis*, *Thompson's Gansel's Bergamot* (double-worked on the quince), *Williams' Bonchretien*, *Chaumontel*, and other pears, as need be desired, and also fair crops of greengage, purple gage, and *Kirk's plums*.

“I have not adopted wooden walls along my north or south borders, because one side would be useless; but instead of them I nailed cheap calico at the north side of some of my espalier rails which run east and west, thus giving to the trees next the walk a southern aspect. The calico is secured to the posts and to the rail at top by tape, in which numerous tacks are driven. When first put up it got a good coat of oil and black paint, and, with the exception of a few small holes made by accident and which can be easily repaired, it is now, in its third year, strong as ever, tight as a drum, and having the appearance and something of the sound of sheet-iron. I grew against those cotton walls this past year as fine crops of *Josephine de Malines*, *Marechal de la Cour*, *Beurré d'Aremberg*, and

Marie Louise pears, as the most ardent horticulturist could desire.

“ There is another mode in which I have cultivated fruit trees ; but it is right to say that the idea, although I had not seen it put in practice elsewhere, was taken by me from the ‘ Orchard and Fruit-Garden,’ by Macintosh. I cut back to three or four buds some maiden pear trees grafted on the quince, and when they threw out three shoots I tied them down so as to give to each a horizontal direction. The following year I placed round them eight stakes, about eighteen inches from the stem and equidistant from each other, and outside those stakes the branches were trained in a spiral form. I transferred some of those to the borders of the walk leading to my orchard-house. The stakes round which the branches are trained are painted white, and secured in their proper positions by a hoop of round iron fastened inside the top. The trees look well, and bear well. A *Passe Colmar* managed in this way was loaded with fruit last year, and attracted much attention. I consider that this plan possesses many advantages,—the trees may be kept near the ground and thus have more heat, the air circulates freely inside them, the sun shines on every branch during some portion of the day, and the fruit, however large, is not liable to be blown down. The method might be called, not inappropriately, after that ancient and useful implement, the corkscrew ; but if you find the term too homely, let it be *en tirebouchon*.

“ With best wishes for your long life and health, both for your own sake and for the

interests of horticulture, on which you have already conferred so many benefits,

“I remain, dear Sir,

“Yours truly,

“JOSEPH MEADOWS.

“Wexford, 8th January, 1859.”

●THE CURATE'S VINERY.

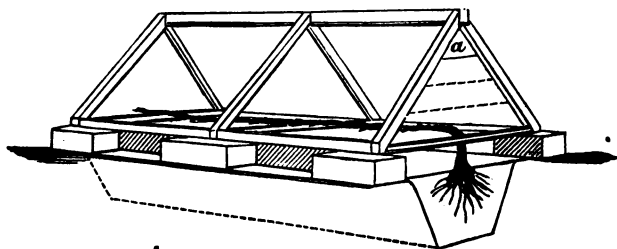


FIG. 12.

This original mode of growing grapes was invented by “Sigma,” so well known to the agricultural world, and has been, I think, happily named as above. It is the cheapest of all vineries; and where two or three choice vines only can be cultivated it will be found very eligible, but only perhaps in the counties south of Trent.

The annexed figure will convey a correct idea of its shape and make. To form a vinery of this description, some dry place in the garden must be selected; if not naturally so, it must be well drained. A dry gravelly or sandy border, gently sloping to the south or south-west, will be found

a favourable site; a flat surface will, however, do well if fully exposed to the sun.

When the site is determined on, a trench should be dug, two feet wide at the surface and fifteen inches deep, sloping on each side to the bottom, which should be six inches wide; the bottom must be paved with tiles, placed lengthwise, and the sides lined with the slates called Duchesses, also placed lengthwise.

On each side of this trench, on the surface of the soil, a row of bricks must be placed, two inches apart end from end, leaving spaces between each brick two inches wide—these are for ventilation. On these two rows of bricks the roof is to be placed, which should be a ridge of the following dimensions:—Two feet six inches wide at bottom, and fifteen inches deep from the centre to the apex. It should be made in lengths of seven feet, two of which, placed end to end, form one vinery fourteen feet long. Each length should be glazed with four pieces of glass; and as each sloping side of the ridge is twenty inches deep, four pieces of glass, about twenty inches square, for each side will be required. The two outer ends must be closed with board: at one end a notch should be cut in the board to admit the stem of the vine, which should be planted outside, so that its stem is on a level with the surface of the soil outside; the soil the vine is planted in should be well stirred, two feet deep, over a space six feet square, and enriched with rotten manure, and what are called one-inch bones or “bone dust.” The vine, when planted, should be introduced and suffered to grow, as in a com-

mon vinery, till it reaches the end. Pruning on the spur system is the only method to be followed. To support the vine in the centre, pieces of slight iron rod should be placed across the furrow, two feet apart, resting on the surface outside; to these the stem of the vine should be fastened, so as to be under the centre of the roof. The bunches of grapes will thus hang in the centre of the furrow, and, owing to the radiation of heat from the slates and tiles, they will ripen well. I need scarcely mention that in pruning, either in winter or summer, the two lengths of ridge forming the roof must be taken off and replaced when the operation is finished. Owing to the moisture from the soil, red spider but rarely makes its appearance; but it will be a sure preventive if flowers of sulphur are kept thickly sprinkled on the slates and tiles during the months of June and July. It is not only for vines that these, strictly called ridge-and-furrow, vineries are adapted—pears on the quince stock, and peaches and nectarines, all cultivated as closely pruned pyramids, may be grown in them; the latter would require to be lifted annually in November, to keep down excessive vigour. A seven-foot length, closed at one end, should be appropriated to one tree, the open end towards the root.

Their cost for carpentry, as given by my village builder, is 6s. 6d. for each seven-foot length; glass, about 4s. So that a vinery for one vine will cost, including slates and bricks, about 25s.

There are several garden purposes to which these simple structures may be applied. I fill

my trench half full of rich mould early in November, and plant in it endive and cabbage lettuces for winter and early spring salads.

In gardens where these glazed ridge-roofs are not wanted for vines or fruit-tree culture, they will be found most useful. They may be placed on any warm border on the surface of the soil, and early peas, French beans, and many other early vegetables requiring protection from spring frosts, be grown under them with advantage. In all cases they should be placed on bricks, with spaces between them. Ventilation is then secured; and even cauliflower-plants in winter will do well without the constant attention to "giving air," so necessary in the old garden frame culture. In gardens that are confined and very warm, it may be necessary to have the ends not quite closed up, but a small opening left at the top, at *a* in the figure, just under the ridge, to let out the heated air. My vinery stands in a very exposed place, and has not required it.

INDEX.

	Page
Apple—American blight, cure for	52
——Burr knot stock	48
——Bushes on Paradise stock	55
——Dormant buds, to notch	51
——Doucin stock	48
——Pomme de Paradis	49
——Pyramidal on Paradise	47
—— on crab	56
——Root-pruning of	50
——Selection of sorts	54
——Summer pinching	53
——To keep hares from.(note)	55
Apricot—Pyramidal	67
Cherry—Biennial removal of	65
——On the common stock	64
——On the Mahaleb stock	60
——Pruning of	62
——Pyramidal	64
——Selection of sorts	63, 65
Curate's vinery	80
Currant—Pyramidal	67
Filbert, as standards	68
Fruit trees—Advantages of root-pruning of	39
—— Biennial removal of	69
—— Distances to plant	72
Medlar—Pyramidal	67
Moss on trees, to destroy	(note) 72
Peach trellis	74
——Compost for	70
Pear—as bushes on the quince stock	15
——Budding with fruit buds	(note) 6
——Corkscrew, training of	79
——Dormant buds, to notch	6

	Page
Pear—Espaliers on quince stocks.....	34
——for dwarf walls	30
——Gathering the fruit	44
——Keeping fruit in a greenhouse	47
——Mature pyramid	6
——Number of fruit on	2
——Planting	40
——Protectors for	18
——Pruning	8
——Pyramid on the pear stock.....	35
——Quenouille	3
——Root-pruning of, on quince	11
—— on pear	35
——Semi-pyramids for walls	22
——Shortening leading shoots	4, 6, 10
——Sorts for bushes.....	17
——Sorts for pyramids	14
——Sorts for upright espaliers	24
——Summer pinching.....	8
——Summer top-dressing	42
——Thinning blossom buds	2
——To store for winter	46
——Under glass	28
——Upright espaliers for trellises.....	27
—— for walls.....	19
——Wooden walls for	78
——Young pyramid.....	4

THE following Works by MR. RIVERS are sold by MESSRS. LONGMAN & CO., or sent free per post, at the prices quoted, on application to the Author, Sawbridgeworth, Herts.

The ROSE AMATEUR'S GUIDE;

Giving the History and Description of the finer kinds of Roses: with Directions for their Culture in the Open Air and in Pots. Sixth Edition, just published, 3s. 6d.

The ORCHARD HOUSE;

On the Culture of Fruit Trees in Pots under Glass. Fifth Edition, enlarged and improved, 3s.

The MINIATURE FRUIT GARDEN;

On the Culture of Fruit Trees as Pyramids and Bushes Eighth Edition, enlarged and improved, 2s. 6d.

A DESCRIPTIVE CATALOGUE of FRUITS,

Carefully compiled and arranged, so as to be a complete Guide to the Purchaser of Fruit Trees. Sixpence.

A DESCRIPTIVE CATALOGUE of SELECTED ROSES. Free.

A DESCRIPTIVE CATALOGUE of a SELECTION of TREES and SHRUBS. Free.

