


RIVERS



Alum.

1980 ~ 1981

WHO ARE WE?

We are the oldest nursery in Great Britain and are still owned by the original family.

Work started here in 1725 on what is part of our existing land. Originally we were a general nursery for fruit trees, roses, shrubs and forest trees.

In the early 1800's roses were given greater emphasis and the then Thomas Rivers published the "Rose Amateurs Guide" which went into 12 editions and is one of the main reference books for rose historians.

In 1858 we were one of the three most prominent rose growing firms to back Dean Hole for the first National Rose Show.

Breeding fruit trees also started in 1820 and Rivers Early Prolific (Early Rivers) plum was introduced in 1838 and this is still the earliest plum. It was followed by Czar, Monarch, Sultan, President, Archduke, Grand Duke, Primate, Curlew, Heron, Stint, Swan, Autumn Compote, Blue Rock, Late Orange.

Transparent Gage was introduced from France and as it was disappointing in our climate, efforts were made to improve it and Early Transparent, Golden Transparent and Late Transparent were bred and introduced. Many of these varieties are still grown and in fact used as standards to test modern cultivars.

Peaches and Nectarines were dealt with a little later and many cultivars introduced, earlier ones often being dropped as better sorts were found. Of those still grown we bred and introduced nectarines John Rivers, Early Rivers, Lord Napier, Dryden, Pineapple, Humboldt and Pitmaston Orange and peaches Alexandra Noblesse, Crimson Galande, Duke of York, Early Rivers, Golden Eagle, Goshawk, Kestrel, Peregrine, Sea Eagle, Princess of Wales and Thomas Rivers.

Work in cherries produced Early Rivers in 1873 of which more trees are still grown than any other variety and Peggy Rivers and Ursula Rivers were brought out in the 1920's.

Pears have always been difficult to breed but we produced Fertility and Conference, the latter being the most popular pear for garden or market, was introduced in the 1890's.

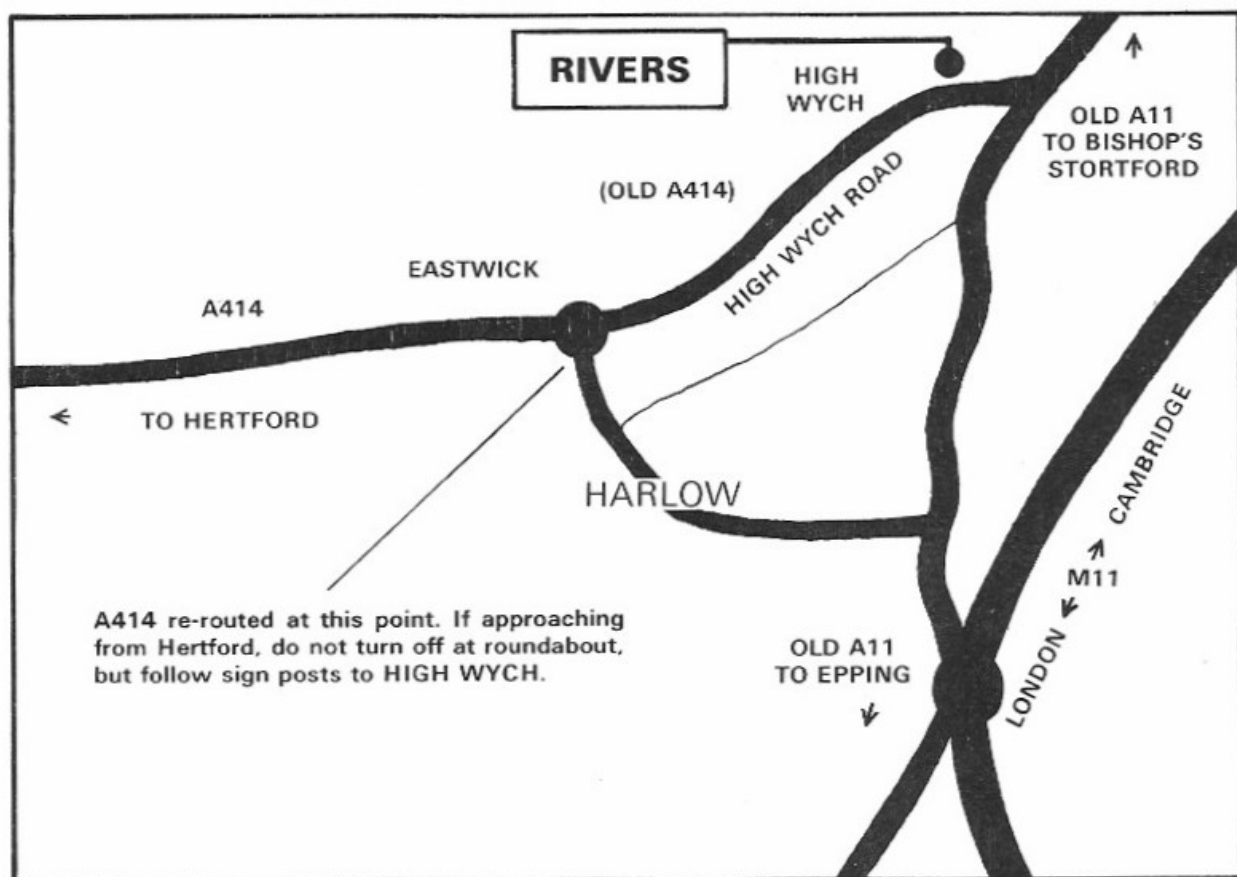
We also worked with American growers and imported many varieties of fruits—apples, pears, plums, grapes, figs, etc.—and introduced those proving suitable to growers in this country.

There has been a large collection of orange varieties here from about 1830 and when Florida varieties proved unsuitable for Californian conditions several varieties from our collection were sent to California in 1876 and one of them proved excellent and was used to get orange growing going there.

Books published were "The Miniature Fruit Garden", in 1850, which went to 20 editions and "The Orchard House", describing growing fruit trees in pots which went to 16 editions and also covered early development of commercial glass houses.

Breeding and testing of fruit is undertaken by Research Stations and the National Fruit Trials now, with resources far beyond ours and we keep in close touch with this work to ensure the trees we grow are of up-to-date material and of the standard we have always been proud of.

WHERE ARE WE?



Cover: From a watercolour by Miss May Rivers c. 1880.

Chairman:
Mrs. M. J. PEETERS
née RIVERS

Managing Director:
A. R. E. SLINGSBY

Directors:
Mrs. M. S. NATTRASS
née RIVERS
N. H. RIVERS

RIVERS
Thomas Rivers & Son Ltd.
THE NURSERIES
SAWBRIDGEWORTH
HERTS
CM21 0HJ

Co. Reg. No.
178109 (LONDON)

V.A.T. 213/8606/77

TELEPHONE: BISHOP'S STORTFORD 722338
STATION: HARLOW, EASTERN REGION, BRITISH RAILWAYS

1980 - 1981

INDEX

General Information	2	Nuts	14
Apples	5	Roses	15
Figs and Medlars	6	Trees and Shrubs	18
Apricots, Citrus Fruits and Cherries	7	Lilac (Syringa)	25
Grape Vines	8	Shrubs in special positions	26
Peaches and Nectarines	9	Climbers	27
Pears and Quinces	10	Conifers	28
Plums, Gages and Damsons	11	Hedges and Screens	29
Berries, Currants & Rhubarb	12	Garden Centre	30
Mulberry, Gooseberries and Raspberries	13	Terms of Business	32
Strawberries	14		

HOURS OF BUSINESS

Monday to Saturday 9 a.m. — 1 p.m., 2 p.m. — 5 p.m., Sunday 10 a.m. — 1 p.m., 3 p.m. — 5 p.m.
At weekends, only Garden Centre staff are normally available, though queries concerning Nursery orders will be noted and dealt with when the office re-opens on Mondays.

BRITISH STANDARDS

The British Standards Institution, in collaboration with all bodies interested in horticulture, have produced and published B.S.S. 3936 'Nursery Stock'.

These standards are designed to give protection to purchasers and to enable them to know which is a good tree or shrub and it is our intention that any stock we despatch shall comply with these standards.

The Ministry of Agriculture, Fisheries and Food have a number of voluntary schemes by which fruit tree root stocks, black currants, strawberries and raspberries may be certified and the British Standard calls for material to comply with this certification.

PRICES

Prices are listed separately and we hope to be able to maintain them till June 1981. However in view of present circumstances we reserve the right to change them at any time.

Prices are nett cash. A 10% credit charge is added to invoices for goods not paid for in advance, but this may be deducted for payments made within 28 days of despatch.

Pages 5—14 Fruit, zero rated. (Except citrus).

Pages 15—29 Roses, Trees and Shrubs subject to VAT.

LOCATION

The Nurseries are on the old A414 (now signposted High Wych Road) 300 yds from its junction with the old A11 (now A1184) on the Harlow side of Sawbridgeworth. (See map opposite)

VISITORS

Visitors are welcome at any time during the above hours to walk round. If technical advice is required it is normally available but for detailed discussion please make an appointment.

General Information

ADVICE

While we are always glad to assist in the choice of trees, it should be remembered that local conditions are normally more important than general area. Enquiries in your vicinity will often reveal which varieties are most suitable.

Advisory visits can be made locally and simple planting plans prepared. Charges are based on cost — minimum charge £10 plus VAT. For more detailed landscaping we can supply the name of an excellent garden designer.

PLANTING SEASON

The planting season is from the time the trees have lost enough leaf and are sufficiently dormant to be lifted from the ground, which is usually early November, until they start to grow again, which is usually the end of March but it can vary a week or two at each end depending on the weather.

The condition of the ground at the time of planting is much more important than a calendar date and the trees should be planted only when the soil is sufficiently workable to pack closely round the roots.

SOIL AND PREPARATION

As trees will remain where they are planted for a long time it is well worth preparing the site thoroughly, particularly as digging close to the trees damages the roots.

Thoroughly digging the area involved and leaving the action of sun, frost and rain to break down the soil and kill weeds is best, incorporating as much organic matter as possible.

This organic matter is, broadly, any decayed vegetable material, such as manure, compost, grass or weeds, though weeds should be well rotted to kill the seeds. It provides the "food" of the soil, holds moisture in light soils and helps to lighten the heavy clay soils.

If the soil is acid (i.e., peaty and the sort where rhododendrons will grow) it should be treated with lime well before planting. In areas where chalk is found in the surface there is enough lime and excess is harmful so do not use it.

PLANTING TREES AND SHRUBS

Trees obtain the necessary elements to grow through the roots and also from the sun through healthy leaves. If the roots are to function they must be given reasonable conditions and they spread at least as far as the top.

The following points will help you give your trees the maximum chance of success. Roots are cut when trees are lifted, and should be trimmed leaving as much fibrous root as possible.

Obviously the roots grow into pretty solid soil and therefore they work better if the soil round them is made as firm as possible.

If the ground is permanently wet roots are drowned and the surviving ones will be near the top where they are susceptible to drought.

In any case they are close to the surface when first planted, so the surface should be kept clear of grass and weeds for two to three years so that the surface moisture is not used up by these growths before the roots have grown further down; high grass and weeds will also keep sun from the top of small plants such as new hedges.

You should therefore pick ground that is not waterlogged. Dig a hole large enough to spread roots out so that they can grow out and down without being tangled. Fork the bottom of the hole to loosen it for drainage.

Put the plant in the hole, supporting it, so that the soil mark on the stem is level with the surface and fill the hole with soil fine enough to spread well round the roots without leaving air spaces, shaking the tree slightly so that the soil goes under the roots as well. Tread the soil in as firmly as possible with your heel. Loosen the surface, so that the rain will penetrate, by forking about one inch deep.

For any plant in a windy position, and trees in any position, a stake should be driven in to the bottom of the hole before filling up and the tree secured to the stake. If the plant is allowed to rock it makes a hole round the trunk and breaks young roots which halves its chance of growing.

In heavy clay or light sand, mix compost or damp peat with the soil used to fill the hole.

If manure is used it must be dug in well down and covered with three inches of soil between it and the roots. This means a big hole and usually the manure will be as useful if spread as a mulch on the surface after planting.

Trees evaporate a lot of moisture through their leaves so it helps enormously if the new foliage is watered in sunny or windy weather the first spring, and this is essential for conifers as they have a lot of foliage for the roots to feed.

In poor soil one or two ounces of bone meal mixed with the soil or spread on top is useful, but stronger fertilizers are best left until growth is started.

Do not dig close to the roots at any time or you loosen and damage them. Cultivation to keep down weeds should be hoeing only.

GENERAL INFORMATION — *continued*

Obviously conditions for planting must be reasonable and if the plants arrive when the ground is sodden or frostbound they must be kept until conditions improve. It is necessary to protect the roots against frost or drying winds so the bundle should be unwrapped to free the tops and stored in an unheated but fairly frost-free place with straw piled round the roots.

Soak the roots for half an hour in cold water before planting.

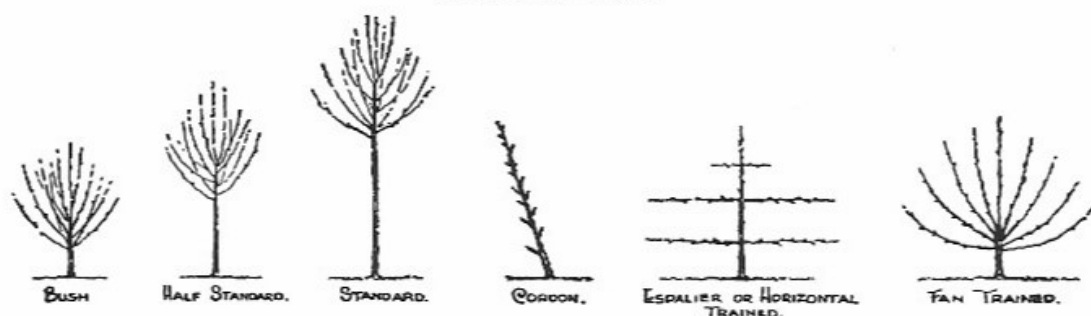
If conditions are good, but you are not ready to plant, make a small trench and lie the trees down with their roots in the trench and cover with soil—well firmed—until you are ready. You must plant before growth begins. If you plant in dry conditions give each hole a bucket of water after planting.

POT GROWN OR 'BALLED' PLANTS

Some plants are grown in pots because they will not stand lifting from open soil and some, such as conifers, rhododendrons etc. are supplied with a ball of soil tied round with hessian. For these, remove the pot or container or the hessian and drop into the hole without removing the soil. If the ball of soil seems hard soak in water or gently press to loosen slightly before putting in the hole and then fill up as directed for ordinary roots, but see separate instructions for Vines.

The exact distances at which trees in a particular garden should be planted will be governed to some extent by the general lay-out. The minimum planting distances for different kinds and forms of tree are:

TYPES OF TREE



Maiden Trees:

1 year old, untrained.

Bush Trees:

Apples, Pears, Plums, Cherries — about 4.5m. apart. Cob Nuts and Filberts — 3.6m. apart.

Half-Standard and Standard Trees:

Apples, Pears, Plums — from 6–7.5m. apart. Cherries and spreading Apples as Bramley's Seedling, 7.5m. apart at least.

Cordon Trees:

Apples and Pears, single stem — 0.9m. apart. Gooseberries and Red Currants, single stem — 0.3m. apart. Triple cordons — 0.9m. apart.

Espalier or Horizontal-trained Trees:

Apples and Pears — 3.6–4.5m. apart.

Fan-trained Trees:

Peaches, Nectarines, Plums, Cherries, Apricots and Figs. 3.6–4.5m. apart, depending on height of wall.

Gooseberry and Currant Bushes:

1.5m. apart.

Raspberries:

Canes — 45cm. apart in row with 1.5m. between rows.

Loganberries and Blackberries:

Loganberries — about 3.6m. apart.

Blackberries — 3.6m. apart.

Strawberries:

Plants 45cm. apart in rows with 0.75m. between rows.

CHOOSING VARIETIES

Soft fruits, peaches, nectarines, apricots, cherries, plums, etc. do not keep, so select enough trees for your immediate requirements for eating, bottling, jam, etc.

Early apples and pears do not keep and are suitable for eating as they ripen. October apples and pears are usually picked in September and stored for a week or two while later varieties are picked in October and stored till mature. Times given against varieties are a guide to when the fruit is ready; outside these times the flavour will be poorer than it should be.

PICKING

Fruit ripens over a period on any individual tree so pick by lifting the fruit and if it is ready the stalk will part from the tree.

Store only good fruit complete with stalk and the best store is a cool damp place such as a cellar or old air raid shelter.

In an attic which is dry, fruit will shrivel.

GENERAL INFORMATION — *continued*

TRAINED TREES

Fruit may be grown on the walls of your house or on fences or wires. Trained trees for these situations are quite easy to manage and do not occupy much space.

For a North Wall

Cordon Gooseberries, Cordon Red and White Currants, Blackberries, Loganberries, Morello Cherries, Early Cooking Apples.

East Wall

Most apples, early plums, early pears.

South Wall

Peaches, Nectarines, Apricots, Cherries, Figs, Vines, Gages and the best apples and pears.

West Wall

Early peaches and nectarines, plums, gages, cherries, apples and pears.

Garden walls normally have no damp course and where trees are planted against them, watering is necessary, as the walls themselves evaporate a lot of moisture from the ground. Apart from this point they require the same conditions as anywhere else.

FRUIT TREES IN POTS

Growing fruit trees in pots originated in our Nurseries at least a hundred years ago when this method was adopted to get early fruiting of new varieties under trial.

Bushes on stocks normally used for outdoor bushes are potted up when young and they may be grown in pots for many years if they are repotted each year and given slightly larger pots or tubs as the main roots develop.

With this method of growing, trees remain smaller and fruit earlier and, furthermore, they may be grown in this way on balconies provided there is sufficient light and air, or they may be taken into a greenhouse to protect the blossom from frosts and then planted out in the garden by plunging the pot in a hole, which saves a lot of trouble with watering.

Pot grown trees are available for some varieties of apples, pears, plums, gages, cherries, peaches and nectarines.

They are normally sent turned out of pots but if pots are required they are extra depending on sizes and packing and carriage is also higher.

For those who order this type of tree a leaflet is available giving full instructions.

EMLA (East Malling — Long Ashton) virus tested trees.

Most apples, pears and cherries are now to this standard.

LITERATURE

The information given here is necessarily brief and there are many good books available on Fruit Trees.

The Royal Horticultural Society has published "The Fruit Garden Displayed", wonderful value with masses of helpful illustrations.

H.M. Stationery Office publish a number of booklets on different fruits and fruitstocks and also leaflets on diseases and their treatment.

GIFT VOUCHERS

We will gladly supply HTA Gift Vouchers. These can be sent to your friends to enable them to choose their own plants or sundries from a wide range of Garden Centres and Nurseries.

GARDEN CENTRE

We have a Garden Centre, illustrated on page 33. This carries a large range of fertilizers, sprays, compost, peat and sundries together with pot grown plants for the house or garden. This is open during the week and the weekend at the hours given on page 1.

APPLES

PRICES

Maidens, H.
Bushes, 2/3 years KB.
Half-Standards, N.
Standards, P. very few
Single Cordons, 2/3 years KC
Espaliers, horizontal-trained, 2 tier Q
3 tier U.
Bush Trees for Pot Culture, pot grown, sent from pot, T.

SOIL

Apples require potash but too much nitrogen results in course growth delaying fruiting.

STOCKS

Bush, Cordon, Espaliers and pot trees are always on dwarfing or semi-dwarfing stocks such as M.26 and MM106. Type M9 is not recommended due to poor rooting action and necessity for very good soil.

Half-Standards and Standards are on type MM111 or M.25.

For single apples in a garden choose either Ellison's Orange or Laxton's Superb which are reasonably self-fertile. Preferably there should be two or more varieties, which flower at the same time, for suitable pollination. We are glad to advise on this. It is always wise to check with other people in your own district to see which varieties grow well there. If there are trees next door, try to find the variety, so that yours will match in flowering time.

The date indicates the time in the south of England when fruit is ready for eating. See page 3 for picking period.

Flowering Time: E—Early; M—Mid-season; L—Late. T—Triploid, i.e. no good pollen, so two other varieties required of the same flowering period.

In addition to the following we usually have limited stocks of some popular older varieties, no longer widely available.

DESSERT

ASHMEADS KERNEL (Dec.—Mar.) (L) Russet, very good flavour, medium crops.
BLenheim ORANGE (Nov.—Jan.) (M) (T). Yellow striped red. Firm, good flavour.
CHARLES ROSS (Oct.—Dec.) (M). Yellow flushed red, large soft.
COX'S ORANGE PIPPIN (Nov.—Jan.) (M). Yellow striped red, Rich flavour.
CRISPIN (Mutsu) (Dec.—Feb.) (M) (T). Greenish-yellow, some flush, firm, good flavour.
DISCOVERY (Aug.—Sept.) (M). Yellow-red flush, crisp, eat as picked.
EGREMONT RUSSET (Oct.—Nov.) (E). Golden-brown russet, excellent flavour.
ELLISON'S ORANGE (Oct.) (M). Yellow striped red. Good flavour.
EPICURE (Sept.—Oct.) (M). Yellow striped red, good flavour for early apple.
FORTUNE (Oct.—Nov.) (M). Red flushed, crisp, good flavour.
GEORGE CAVE (Aug.—Sept.) (E). Green, some flush, crisp, good flavour.
GOLDEN DELICIOUS (Oct.—Dec.) (M). The well known green/yellow apple but the fruit may not mature properly in our climate.
HOLSTEIN (Nov.—Jan.) (M) (T). Similar to Cox but larger, excellent.
JAMES GRIEVE (Sept.—Oct.) (M). Yellow striped red, crisp, good flavour.
***KENT** (Nov.—Feb.) (M). Similar to Cox but crops better. Good flavour.
LAXTON'S SUPERB (Dec.—Feb.) (M). Yellow striped and flushed red, firm, good flavour.
LORD LAMBOURNE (Oct.—Dec.) (E). Yellow striped red, firm, good flavour.
ORLEANS REINETTE (Dec.—Feb.) (L). Golden Russet, red flush, excellent flavour.
RIBSTON PIPPIN (Nov.—Jan.) (E) (T). Green, red cheek, good size and flavour.
SPARTAN (Nov.—Jan.) (M). Dark crimson, small to medium, pleasant flavour.
ST. EDMUND'S PIPPIN (Oct.—Nov.) (E). Russet, red flush, crisp and good flavour.
STURMER PIPPIN (Mar.—June) (M). Green, some flush and russet, crisp, good flavour.
SUNSET (Nov.—Dec.) (M). Greenish yellow, some flush, excellent flavour.
***SUNTAN** (Dec.—Jan.) (L) (T). Similar to Cox but larger and flatter. Good flavour.
TYDEMAN'S EARLY WORCESTER (Aug.—Sept.) (M). Red, crisp when eaten as picked.
TYDEMAN'S LATE ORANGE (Dec.—Jan.) (M) Yellow flushed and striped red, firm good flavour.
WINSTON (Jan.—Mar.) (L). Nearly covered in red, firm good flavour.
WORCESTER PEARMAN (Sept.—Oct.) (M). Yellow flushed red, firm, good flavour.

*Patented varieties bred from Cox which is not a suitable pollinator.

APPLES

COOKING

ANNIE ELIZABETH (Jan.—May) (L). Pale yellow, flushed red.
ARTHUR TURNER (Sept.—Oct.) (M). Yellow red flush, good for baking.
BRAMLEY'S SEEDLING (Nov.—Mar.) (M) (T). Greenish yellow, red flushed, large tree.
EARLY VICTORIA (Emneth Early) (July—Sept.) (M). Yellow, cooks frothily.
EDWARD VII (Dec.—April) (L). Pale yellow, red flush, cooks dark red.
GRENADIER (Aug.—Sept.) (M). Green, cooks to a froth.
HOWGATE WONDER (Oct.—Jan.) (M). Large yellow-green, some flush.
LANE'S PRINCE ALBERT (Nov.—Feb.) (M). Green, slight flush, greasy skin.
LORD DERBY (Nov.—Jan.) (L). Green/yellow, cooks golden-red.
MONARCH (Dec.—April) (M). Yellow, red flush.
NEWTON WONDER (Dec.—May) (L). Yellow, scarlet flush and stripes, cooks well, good for eating in March.
REV. W. WILKS (Sept.—Nov.) (E). Creamy-white, slight flush, cooks frothily.

CRAB APPLES

PRICES

Bush, K
Half Standard, N.
Standard, P.

The following Crab Apples are those which have fruit suitable for making jelly. Those grown purely for decoration are listed on page 19 under *Malus*.

The flowers are similar to normal apple blossom and the fruits highly coloured for Autumn effect.

DARTMOUTH ("Hyslop"), large; deep purple-crimson fruit, which has a fine bloom.
JOHN DOWNIE, conical fruits; scarlet with yellow base, very ornamental, a great bearer.

FIGS

PRICES

Container grown Bushes, K.

A sheltered warm position is essential for Figs to crop as they will not fruit unless the wood is properly ripened by the sun. Bushes will do well in a sheltered corner. Pot-grown bushes may be used for training.

It is wise to restrict the roots as otherwise the tree is too vigorous to crop, the best method being to make a hole 0.9m. deep and 1.2m. square with bricks or concrete round it and fill this at the bottom with a foot of broken bricks or gravel, holes being left for drainage in the bottom. Then a good mixture of turves, grass side down, fibrous loam and broken rubble.

For pruning dis-bud early Summer limiting the number of new shoots to the space available, rubbing out all others. Prune the young shoots, which you do allow to develop, in September leaving about seven or eight leaves.

Outdoor

BROWN TURKEY, brownish-purple. Large fruit, very luscious, forces well in pots. Suitable for good wall outdoors.

BRUNSWICK, brownish-purple. Very large fruit, rich and excellent. Suitable for good wall outdoors.

WHITE MARSEILLES, greenish-white, medium size, very rich, juicy and sugary. Most reliable cropper, forces well in pots. Outdoors in warm areas only.

Greenhouse

BOURJASSOTTE GRISE, flesh deep dark red, with thick syrupy juice, very richly flavoured.

NEGRO LARGO, dark large fruit, tender juicy flesh, highly flavoured. One of the best figs for heated greenhouse.

MEDLARS

PRICES

Bush, K. Half-Standards, N. Standards, P.

These make good ornamental trees which are practically free from pests and have a flower something like a wild rose in the spring. The fruits are picked in early November and stored, stalk upwards, until they go soft. While the flavour of the fruit is not liked by everyone it makes an extremely good jelly.

CHERRIES

PRICES

Bush, 2/3 years, K.

Half-Standards, 2/3 years, N.

Standards, (very few), P.

Fan-Trained, U.

Pot-Trees, (ex-pot), T.

Cherries require deep well drained soil which is not too light. They require fairly high nitrogen for regular crops and plenty of potash. Morello is suitable for growing against a North Wall and is self-fertile. Other varieties are better on a South or West wall and most sweet cherries are self-sterile.

Cherry cross-pollination is rather complicated. To simplify matters we have numbered each variety and given in brackets after it the numbers of those suitable for cross-pollination. Where nothing is listed the variety is self-fertile and needs no pollinator. The main stock for cherries is F.12/1 making a big tree, though some varieties are now available on the new semi-dwarfing Colt stock. Prune as little as possible. Spray in Winter with Tar Oil or D.N.C. to check Cherry Black Fly, or in Summer with a suitable insecticide.

1. **BIGARREAU GAUCHER** Black, late July. (2)
2. **BRADBOURNE BLACK** Dark red, late July. (1)
3. **EARLY RIVERS** Black, late June. (7,10)
4. **FROGMORE EARLY** Red, early July. (5, 9, 11)
5. **GOVERNOR WOOD** Red, July. (4, 6, 9, 11, 12)
6. **MERTON BIGARREAU** Black, late July. (5, 9, 11)
7. **MERTON GLORY** White, early July. (3, 10)
8. **MORELLO** Black, cooking, July/August — self-fertile.
9. **NAPOLÉON BIGARREAU** Dark red, August. (4, 5, 6, 11, 12)
10. **NOIR DE GUBEN** Black, August. (3, 7)
11. **STELLA** Black, late July — self-fertile.
12. **VAN** Dark red, July. (5, 9, 11)

CITRUS FRUITS

PRICES

Young Bush Trees, in pots, T + £1.39 V.A.T.

These are sold as pot-grown bushes in pot and are only suitable where the Winter temperature is not allowed to fall below 40 degrees Fahrenheit at night and a little higher by day.

If this heat is available they are not difficult to grow but they are not suitable indoors for long as they require plenty of light. They fruit well and early in life, fruit being ripe at Christmas time.

LEMON, IMPERIAL, fruit large with a fine aroma; robust and vigorous.

EMBIGUO (Navel Orange) fruit large and good; pulp pale in colour.

JAFFA, the largest fruit of this range.

MALTA BLOOD, pulp stained with deep crimson; fruit large, skin thin, delicious flavour.

SATSUMA, a Japanese Tangerine; hardy and good cropper.

SEVILLE, large marmalade orange.

VALENCIA LATE (Orange) Good size. Good flavour.

FOSTER GRAPEFRUIT, Pink flesh; good size.

APRICOTS

Stocks of this fruit are unfortunately still very short, but we hope to have a few fan-trained trees available. Price — U.

BAY TREES

LAURUS NOBILIS (Sweet Bay) 2.4 x 1.5m, aromatic foliage, makes a dense bush when trimmed, best done in April. Prefers well drained soil. Protect from frost in young stage. Pot grown, 30-45 cm. J.

GRAPE VINES

GRAPE VINES

PRICES

Selected Fruiting Canes, P

Planting Canes, 2-year roots, about 1.8m. long, N

*Will succeed on a sunny wall in the South.

These, and all others except Muscat of Alexandria, ripen in a good cold house.

See also page 27 (Climbers) for ornamental vines. Brandt and Purpurea.

All the vines we offer are container grown and they are started into growth early in March and stopped at 1.8-2.1m. or so in June to give the rest of the Summer for the wood to ripen, as unripe wood may cause die-back or mildew. They are sent in the polythene container in which they are grown. The ball of soil should be carefully broken up and the roots spread out when planting as if this is not done the ball is too tight to allow any water to penetrate and the roots will probably die. Remove any polythene container.

Grape Vines are very hardy once they are established and it is not difficult to establish them given care in planting. They must, however, have a reasonable amount of attention if they are to produce good fruit.

Ordinary garden soil is satisfactory, but if it is a heavy clay or very light sand it is better to prepare a special border using a good loam mixed with very well decayed manure and broken rubble, or sharp sand, the latter to give drainage, in the proportion of five loam, one manure and one rubble.

Sulphate of potash, about 2oz. per barrowload of soil, can be mixed in.

This soil should be used to fill the hole and allowed time to settle before the vine is planted, and the roots should be carefully trodden to make sure the soil is packed well round them.

It is usually more convenient to have the border outside and then lead the vine inside for those in a house and this, in addition, saves a lot of watering. Mulch the surface of the soil after planting with manure or compost.

Plant canes 1.5m. apart, if two or more rods are run from one root, keep them 1.5m. apart allowing only one side shoot per eye and stop this two leaves past the bunch. Allow approximately one bunch per 25cm. of cane, i.e. one per 45cm. each side.

Cut back after planting to allow 0.6m. of cane exposed under glass, but do not cut back the vine after about the middle of January or it will bleed. If it has not been pruned before this rub out all the eyes that are not wanted as they develop, and the unwanted cane or shoot can then be cut away as soon as growth lower down has developed enough to absorb the sap. Vines should have a dormant period from the time the leaves fall for about three months, without any heat, to give them a good rest.

Bunches must be thinned if large berries are required, the best method being to use pointed scissors and thin before the berries are big enough to touch one another. Normally something like half the berries should be cut away.

ALICANTE (Black Tokay), black. Large berries and bunches, hangs well. Late

***BLACK HAMBURGH** (Frankenthal), black. Large berries and bunches — the best general purpose. Hardy.

***BUCKLAND SWEETWATER**, white. Large berries and bunches, sweet, vigorous, hardy. The best general purpose white.

FOSTER'S SEEDLING, white. Large berries, good flavour.

GROS COLMAR, black. Very large berries and bunches; vigorous.

MADRESFIELD COURT, black. Large berries and bunches. Muscat flavour.

***MILLER'S BURGUNDY**, black. Medium black berries, sweet; hardy. Leaves have "dusty" appearance.

MRS. PINCE'S BLACK MUSCAT, black. Medium berries, large bunches. Muscat flavour. Hangs well. Late.

MUSCAT OF ALEXANDRIA, white. Large oval berries, fine muscat flavour. Does not "set" well without heat.

***ROYAL MUSCADINE**, white. Medium berries. Muscat flavour. Hardy.

***STRAWBERRY VINE**, pink. Medium berries. Hardy. Distinctive flavour.

We have a few other varieties not listed.

WINE GRAPES, J.

We offer the following varieties, one year, pot grown. These seem to be the best for ripening in this country.

RIESLING SYLVANER (Mueller-Thurgau)
MADELEINE SYLVANER 28/51

MADELEINE ANGEVINE 7972
SEYVE VILLARD

PEACHES and NECTARINES

WE are the recognised specialists for these delicious fruits. All the finest varieties were raised in our Nurseries.

PRICES

Maidens — not available this year

Fan-Trained 5/7 Branch S.

8/12 Branch U.

Bush Trees, pot-grown, sent from pot, T.

Bush Trees, outdoor-grown, 2/3 year L.

A Nectarine is a form of Peach and requires exactly the same treatment except that it needs more frequent watering while the fruit is swelling or the fruit will tend to split.

For soil a reasonable lime content is necessary and drainage is particularly important. Nitrogen may be fed in early Spring when the tree is bearing well, 2ozs. per square yard of sulphate of ammonia.

All these fruits are self-fertile.

Fruit is borne on one-year-old wood and growths that have fruited should be cut back each season to a young shoot as near the base as possible. This shoot is tied in for the next season's fruit.

All unwanted shoots should be stopped at one leaf as they develop in the Spring, the only new shoots required being at the base of old shoot for next season's fruit, at the tip and about halfway up to draw sap to the fruits. Fruit should be thinned leaving them about 25cm. apart over the tree.

The chief troubles with Peaches are die-back, Leaf Curl and Aphis. Leaf Curl causes the leaves to curl up and thicken and turn red whereas Aphis curls them up but without thickening.

Spray with Liquid Copper, Bordeaux Mixture or Lime Sulphur as soon as the buds start swelling in February as this is helpful both for the die-back and Leaf Curl, although weather conditions have an effect on both these. Repeat at leaf-fall.

Carefully inspect the trees in Spring for die-back and any dead wood should be pruned to the second sound bud, and if there is a brown stain under the bark take it back to the next bud.

For Aphis spray with Nicotine or Derris or a systemic insecticide.

For outdoors in the South, choose varieties fruiting by early September. For the North, not later than mid August.

Bushes may suffer from die-back unless planted in a sunny sheltered position.

NECTARINES

WHITE FLESHED:

EARLY RIVERS ("Rivers") (end July).

ELRUGE (end Aug.).

JOHN RIVERS ("Rivers") (mid-July).

LORD NAPIER ("Rivers") (early Aug.).

YELLOW FLESHED:

HUMBOLDT ("Rivers") (end Aug.).

PINEAPPLE (early Sept.).

PITMASTON ORANGE (early Sept.).

PEACHES

WHITE FLESHED:

AMSDEN JUNE (mid-July).

DUKE OF YORK ("Rivers") (mid-July).

EARLY ALEXANDER (mid-July).

EARLY RIVERS ("Rivers") (end July).

HALES EARLY (end July).

H.S. RIVERS ("Rivers") (end Aug.).

PEREGRINE ("Rivers") (mid-Aug.).

ROYAL GEORGE (early Sept.).

YELLOW FLESHED:

BELLE GARDE (early Sept.).

RED HAVEN (mid-Aug.).

ROCHESTER (mid-Aug.).

PEARS

PEARS PRICES

Maidens, H.

Bush 2/3 year, KB.

Single Cordon, 2/3 year, KC.

Half-Standards, N.

Standards (very few), P.

Espalier (horizontal-trained) 2 tier, Q.

3 tier, U.

Bush Trees for Pot Culture, pot grown, sent from pot, T.

Pears require treatment generally as apples and similar soil though some varieties will put up with more wet than apples.

Standards and half-standards are grown on Pear Stock and make big trees which do not fruit for a number of years and are also rather subject to Scab. All other shapes including half-standards of some of the better growing sorts are available on Quince A Stock which makes a reasonably dwarf tree which fruits early. These trees do not have very much root so half-standards should always be staked and the other trees if they are at all exposed. Varieties are double worked were necessary.

The picking time is much the same as apples but pears in store should be brought out of store and kept in a warm atmosphere for two or three days before use as this improves the flavour. All Pears may be cooked if picked slightly unripe.

If only one tree can be planted Conference or William's Bon Chretien are the best, but with all pears better cropping will be obtained with two suitable varieties planted together. Choose two of similar flowering time:

Flowering Time: E—Early; M—Mid-season, L—Late. T—Triploid (no good pollen, two other varieties required). Early and Mid-season pollinate one another.

BEURRE HARDY (Oct.) (M). Russet with red cheek.

BEURRE SUPERFIN (Sept.—Oct.) (M). Yellow with russet.

CATILLAC (Jan.—April) (L) (T). Green with red flush, for cooking only but very good for this.

CONFERENCE ("Rivers") (Oct.—Nov.) (M). Green with russet, best for cropping.

DOYENNE DU COMICE (Nov.—Dec.) (L). Yellow with red flush.

DURONDEAU (Oct.—Nov.) (M). Golden-yellow, russet and red flush.

GLOU MORCEAU (Nov.—Dec.) (L). Yellow, some russet.

GORHAM (Sept.—Oct.) (L). Yellow with russet.

IMPROVED FERTILITY (Oct.) (M). Small but heavy cropper.

JOSEPHINE DE MALINES (Jan.—April) (M). Pale yellow russet. Keeps well.

LOUISE BONNE OF JERSEY (Oct.) (E). Green, red flush and red spots.

PACKHAM'S TRIUMPH (Nov.) (M). Yellow — a late William's.

WILLIAM'S BON CHRETIEN (Sept.) (M). Golden-yellow, red flush.

WINTER NELIS (Dec.—March) (L). Yellow with dark russet. Keeps well.

QUINCES PRICES

Bush, K.

Half-Standard, N.

These are normally grown on their own roots and make bushes similar in size to a pear on Quince A Stock. They are ornamental trees in the flowering period with attractive foliage, and the highly scented fruit is very good when mixed with apple, say, one quince to twelve apples. It also makes extremely good jelly.

CHAMPION, large fruit.

LUDOVIC, large fruit of good flavour; vigorous.

PEAR SHAPED, fruit large in cultivated soil, flavour good; medium leaves.

VRANJA, fruit large and fine; flavour good; large leaves.

PLUMS

PRICES

Maidens, Not available this year.

Bush, 2/3 years, **K**.

Half-Standards, **N**.

Standards, **P**.

Fan trained, **U**.

Bush for Pot Culture, pot grown, sent from pot, **T**.

D—Dessert, C—Cooking, S.F.—Self-fertile.

Flowering Times: E—Early; M—Mid-season; L—Late. *Note:* Jefferson and Coe's Golden Drop do not pollinate one another.

Plums and Gages usually like a reasonable lime content in the soil and are better with fairly regular feeding with nitrogen.

Stocks are more complicated than other fruits as certain varieties are not satisfactory when grown on certain stock.

WE REGRET THAT SUPPLIES OF CERTIFIED TREES ARE STILL RATHER LIMITED DUE TO MINISTRY ACTION TO CONTROL PLUM POX.

CAMBRIDGE GAGE (D, end Aug.) (M). A seedling of Greengage, cropping more freely.

COE'S GOLDEN DROP (D, end Sept.) (E). Yellow with red spots, rich flavour.

COMTE D'ALTHANS GAGE (D, mid-Sept.) (M). Crimson red, yellow dots, gage flavour.

CZAR ("Rivers") (C, early Aug.) S.F. (M). Dark red, dessert when ripe.

DENNISTON'S SUPERB GAGE (D, mid-Aug.) S.F. (E). Greenish-yellow, Gage flavour.

EARLY RIVERS ("Rivers Early Prolific") (D.C., end July) (M). Dark blue, good flavour, excellent cooked.

EARLY TRANSPARENT GAGE ("Rivers") (D, end Aug.) S.F. (M). Pale yellow, some red spots. Gage flavour.

GREENGAGE (D, end Aug.) (M). Green, some red dots, excellent flavour.

JEFFERSON (D, early Sept.) (E). Yellow, some red dots, Gage flavour.

KIRKE'S (D, mid-Sept.) (M). Bluish red, Gage flavour.

LAXTON'S GAGE (D, early Sept.) S.F. (M). Yellow, Gage flavour.

MARJORIE'S SEEDLING (D.C., Sept.—Oct.) S.F. (L). Dark blue, good flavour, cooks well.

MONARCH ("Rivers") (D.C., mid-Sept.) S.F. (E). Deep purple-red, large, fair flavour.

OULLINS GOLDEN GAGE (D, mid-Aug.) S.F. (M). Greenish-yellow, good flavour, excellent for bottling.

REINE CLAUDE DE BAVAY (D, early Oct.) S.F. (M). Yellow, white dots, Gage flavour.

VICTORIA (D.C., end Aug.) S.F. (M). Red with yellow dots, most prolific, good flavour.

WARWICKSHIRE DROOPER (D.C., Sept.) S.F. (E). Yellow, splashed red, fair flavour, excellent cooker.

YELLOW PERSHORE ("Yellow Egg") (C, end Aug.) S.F. (M).

DAMSONS

Details as plums. These are not fan trained, nor are they grown in pots.

BRADLEY'S KING (mid-Sept.) S.F. (M). Purplish-red, large, cooks well.

CLUSTER (Farleigh or Crittenden) (mid-Sept) (M). Black, good damson flavour.

MERRYWEATHER (mid-Sept.) S.F. (M). Black, good damson flavour.

SHROPSHIRE PRUNE (mid-Sept.) S.F. (L). Blue-black, good damson flavour.

BERRIES, CURRANTS and RHUBARB

BLACKBERRIES, LOGANBERRIES, AND HYBRID BERRIES

These will grow in any reasonable soil, but a mulch of manure or compost in early Spring is useful.

Cut down to a live bud about 30cm. from the ground after planting. In subsequent years cut away all old wood after fruiting and tie in young growths (except Worcesterberry).

BLACKBERRIES, F.

BEDFORD GIANT. Similar to Himalaya Berry, but not quite so vigorous.

HIMALAYA BERRY. July, good crop of large fruits.

OREGON THORNLESS. Early Aug., good size fruit.

HYBRID BERRIES, F.

LOGANBERRY. L.Y.59, the best strain.

THORNLESS LOGANBERRY, L.654.

WORCESTERBERRY. (Prune as Gooseberry)

Grows like a gooseberry, fruit like a large blackcurrant.

RED AND WHITE CURRANTS

Bushes, 2/3 years, C. T for ten (at least five of one variety)

Single Cordons, E. Triple Cordons, G.

A White Currant is a variety of the red currant. Single and triple cordons against a wall or fence provide good fruit without taking much room and will also fruit on North Walls.

Prune in February by cutting back laterals (side shoots) to 2-3 buds, and tipping the end of the main shoots.

RED

EARLIEST OF FOURLANDS (early)

LAXTON'S No. 1 (mid-season).

RABY CASTLE (late).

RED LAKE (mid-season).

WHITE

WHITE DUTCH (mid-season).

WHITE VERSAILLES (early)

BLACK CURRANTS

Bushes 2/3 years B. Q for ten (at least five of one variety).

These should always be grown in bush form with branches rising from near ground level. All bushes are certified as true to variety and apparently free from disease by M.A.F.F.

Black Currants require plenty of manure for first-class fruiting and also Nitrogen.

They should be cut down to ground level after planting.

Normal pruning consists of cutting out some old wood each year to make room for young vigorous shoots, and this can be done immediately after fruiting.

Spray with Tar Oil or DNC in Winter for Aphis eggs and with lime sulphur when leaves are the size of a 5p piece for big bud.

AMOS BLACK (late).

BALDWIN (late).

COTSWOLD CROSS (mid-season).

GREENS BLACK (mid-season).

LAXTONS GIANT (early).

MENDIP CROSS (early).

RAVEN (mid-season).

SEABROOK'S BLACK (mid-season).

WELLINGTON XXX (mid-season).

RHUBARB

TIMPERLEY EARLY (early) **A** each **N** for ten.

MULBERRY, GOOSEBERRIES and RASPBERRIES

MULBERRY

MORUS NIGRA (Black Mulberry) in 15cm polypots: 0.9m — **M.** 1.5m — **P.**

Resenting transplanting, mulberries are offered only as young pot grown trees, but can reach 6–9m in height and spread even wider. They like a warm situation and grow best in well drained loam.

GOOSEBERRIES

Bushes, 2/3 years, D. U for ten (at least five of one variety).

Cordons, E. Triple Cordons (very few) **G.**

Gooseberries require similar conditions to Red Currants and like plenty of potash. Nitrogen encourages rank growth which often causes Mildew. Pruning is the same as Red Currants with, for bushes, some thinning out to let plenty of air into the centre.

Cordons and triple cordons are easier to pick without getting scratched, and take up little room against a wall or on wires.

CARELESS (early). Large, white, good flavour; the best general purpose.

GOLDEN DROP (mid-season). Greenish-yellow, medium size, good flavour.

HOWARD'S LANCER (late). Green, good size and flavour. Smooth skin.

KEEPSAKE (early). Green, medium size.

LEVELLER (mid-season). Large, yellow sweet.

WHINHAM'S INDUSTRY (mid-season). Red, sweet. Medium Size.

WHITESMITH (early). Large, pale green, sweet.

RASPBERRIES

G for ten: **W** per hundred. Minimum 10 of any one variety. Minimum 50 for hundred price. Except where priced otherwise.

Raspberries prefer sun but will fruit well in shade. They have roots close to the surface so require a surface mulch in Spring and Summer, and cultivation must be shallow.

Cut down to a live bud about 30cm. from soil after planting. In subsequent years cut out all old wood after fruiting and for Summer fruiting sorts, top in February to about 1.5., while for Autumn fruiting varieties, cut down all canes in February.

Summer Fruiting

GOLDEN EVEREST. Yellow raspberry, good flavour. **K** for ten; **Z** per 100.

MALLING JEWEL (ten days after Malling Promise). Good flavour, easy to pick. Better on good soil.

MALLING PROMISE (early). Good flavour, large berry, heavy cropper.

NEW VARIETIES: Sold under licence. Maximum 100 of any one variety.

GLEN CLOVA. Heavier crop than Malling Promise. Medium size berry. Good for preserving. Season as Malling Promise but a bit longer.

MALLING ADMIRAL. Season as Norfolk Giant. Better flavour, similar crop.

MALLING DELIGHT. Season as Malling Jewel. Large long berries. Good flavour.

MALLING ORION. Season as Malling Jewel and larger crop. Large fruit. Good for deep freezing.

Autumn Fruiting

SEPTEMBER. Good fruit and crop. **J** for 10; **X** per 100.

STRAWBERRIES

STRAWBERRIES

PRICES (including packing and carriage, unless otherwise shown)

Pot grown plants (August onwards)	20 plants	P
	50 plants	W1
	100 plants	X
Open ground runners (Oct - May)	20 plants	K
	50 plants	O
	100 plants	U

Certification: Eligible varieties are entered for Ministry certification, but a certificate is not granted till after a September inspection so earlier deliveries are not certified, but are believed to be the necessary standard.

Planting: The ground should be well dug and liberally manured, it should be trodden firm before planting. Plant with crown at ground level, firm well and tread in again after frosty weather. For good crops they must be well watered in dry weather.

NORMAL SUMMER FRUITING VARIETIES

CAMBRIDGE FAVOURITE Early and yields well. Quite good flavour.

CAMBRIDGE VIGOUR Early, medium size, excellent flavour.

REDGAUNTLET Early, large fruit, fair flavour.

ROYAL SOVEREIGN Mid-season, well known for flavour, but lesser crop.

SOUVENIR DE CHARLES MACHIROUX Mid-season, deep crimson, superb flavour.

TALISMAN Late, excellent crop, good flavour. May crop in September in a good year.

PERPETUAL (Remontant) Runners only 20 plants K 50 plants U 100 plants W1

HAMPSHIRE MAID Long fruiting period, but irrigation essential during dry periods.

NEW CULTIVARS	20 plants	50 plants	100 plants
Runners	O	W	X
Pot grown	T	W2	Y

AROMEL Late summer/autumn fruiting. Excellent flavour (perpetual)

GENTO August/September fruiting. Good size and flavour (perpetual)

GRANDEE Mid-season, round large shiny fruit (summer fruiting)

This year larger quantities of pot-grown plants will be held in stock for collection from our Garden Centre. Prices as above less 10%.

Additional varieties normally available; details on request.

NUTS

Bushes, G.

Cob nuts and Filberts are best grown as bushes. They will grow in most soils but like good drainage and a reasonable lime content.

On some varieties, the pollen from the Catkins drops before the flowers open. Kentish Cob is the best for extensive planting with Pearson's Prolific for pollination.

Gather when ripe in late September.

Spray with D.D.T. in early June to prevent damage by the Nut Weevil.

KENTISH COB (Lambert Filbert).

PEARSON'S PROLIFIC (Dwarf Prolific).

The Common Walnut is raised from seed and may have any size nut.

The grafted varieties are mostly French sorts and have nuts similar to those sold at Christmas time, and flower late enough to miss frost damage in most years.

WALNUT COMMON (Juglans Regia). Standards, T.

WALNUT FRANQUETTE. 1.5m. feathered, V.

ROSES**PRICES**

Bushes, 2AV Each. QV for 10 of one variety

Collection: Our choice of varieties — 10 bushes **QV**.

See page 2 for planting hints.

Brief details of pruning required, when newly planted, are give below.

For pruning of established plants The Royal National Rose Society publish a full booklet and we strongly recommend our customers to join the Society, the booklet being provided free to members.

BUSH HYBRID TEA

(F—Fragrant)

Prune hard (to within 2 or 3 buds of base of shoot) in March or April after planting.

ALEC'S RED (F), cherry red.

ALEXANDER (F), vermillion.

BEAUTE, yellow and deep apricot.

BLESSINGS, coral pink.

BLUE MOON (F), lilac.

CHAMPION, cream and gold, flushed pink.

CHICAGO PEACE (F), copper, gold and rose.

CHRISTIAN DIOR, velvety scarlet, paler reverse.

DUKE OF WINDSOR (F), orange/vermillion

ERNEST H. MORSE (F), brilliant red.

FRAGRANT CLOUD (F), geranium lake.

GOLD CROWN, deep yellow, vigorous.

GRANDPA DICKSON (F), yellow, fading to creamy yellow.

ISOBEL DE ORTIZ (F), deep pink—silver reverse.

JOSEPHINE BRUCE (F), dark velvety scarlet.

KARL HERBST (F), dark red, lighter reverse.

KING'S RANSOM (F), rich yellow.

MARY WHEATCROFT, copper flame, bronze foliage.

MEMORIAM (F), creamy white, pale pink tint.

MICHELLE MEILLAND (F), soft salmon pink.

MISCHIEF (F), coral salmon.

MISS IRELAND (F), coral salmon.

MISTER LINCOLN (F), deep crimson.

MOJAVE, deep orange and red flame.

MONTEZUMA (F), deep orange salmon.

MRS. SAM MCGREDY (F), coppery orange, flushed scarlet.

MY CHOICE (F), pink, pale yellow reverse.

PAPA MEILLAND (F), deep velvety crimson.

PASCALI, white.

PEACE (F), pale yellow shaded pink.

PICCADILLY (F), scarlet-buttercup yellow.

PINK FAVOURITE (F), deep rose-pink.

PINK PEACE (F), deep pink.

PRIMA BALLERINA (F), cherry pink.

ROSE GAUJARD (F), white with pale pink flush and carmine veining.

SILVER JUBILEE, pink, apricot tinge.

SPEK'S YELLOW (F), clear rich yellow.

SUPER STAR (F), pure light vermillion.

SUPER SUN (F), deep golden yellow.

UNCLE WALTER (F), scarlet/crimson.

VIRGO (F), white.

WENDY CUSSONS (F), cerise flushed scarlet.

WHISKY MAC (F), bronze yellow & orange.

ROSES

STANDARD ROSES

MV each

Hybrid Tea varieties

ERNEST H. MORSE
FRAGRANT CLOUD
KINGS RANSOM
PASCALI
PICCADILLY
SUPER STAR

Floribunda varieties

ALLGOLD
ICEBERG
ORANGE SENSATION
QUEEN ELIZABETH

BUSH FLORIBUNDA

Prices as page 15

Prune in March after planting by cutting back to 10-15cms. of base of shoot.

ALLGOLD (F), golden yellow.

ANNE COCKER, orange vermillion.

CHORUS, vermillion.

CIRCUS (F), yellow, pink and salmon shading.

CITY OF LEEDS (F), salmon pink, vigorous.

DEAREST (F), rosy salmon.

DOROTHY WHEATCROFT (F), bright orient red.

ELIZABETH OF GLAMIS (F), salmon.

EUROPEANA (F), deep crimson, vigorous.

EVELYN FISON (F), vivid red, scarlet shading.

ICEBERG (F), snow-white

LILLI MARLENE (F), scarlet-red.

MASQUERADE (F), golden yellow, pink, deep red.

MARGARET MERRILL (F), pearly white.

ORANGEADE (F), deep vermillion.

ORANGE SENSATION (F), vermillion shading to orange at base.

PADDY McGREDY (F), carmine, lighter reverse.

PINK PARFAIT (F), pink, pale orange at base.

QUEEN ELIZABETH (F), clear pink, vigorous.

ROB ROY, scarlet crimson.

SCARLET QUEEN ELIZABETH, scarlet.

VIOLET CARSON (F), soft peach-pink.

WOBURN ABBEY (F), orange, yellow and red shades.

ZAMBRA (F), orange-yellow.

SPECIES

Price CV

Prune hard in March after planting. When established prune lightly.

BUFF BEAUTY, (F) buff yellow, musk, full, to 1.5m.

CANARY BIRD, rich yellow, early 2.4m.

CHARLES DE MILLS (F), crimson maroon double, to 1.5m.

CHINATOWN (F), yellow, pink tinted, 1.2m.

CONRAD F. MEYER (F), silvery-pink, 1.8m.

CORNELIA (F), apricot pink, musk, to 1.8m.

CRIMSON CHINA, low growing shrub, continuous flowering, 0.9m.

ELMSHORN, light crimson, 1.5m.

FRUHLINGSGOLD (F), clear light yellow, to 2.1m.

FRUHLINGSMORGEN, pink/yellow, 2.1m.

LORD PENZANCE (F), fawn yellow briar, 1.5m.

NEVADA, creamy white, single, to 2.4m.

PENELOPE (F), (Hybrid Musk), pale pink, shaded salmon, 1.5m.

PERLE D'OR (F), yellow miniature blooms, 1.2m.

ROSA X CANTABRIGIENSIS, yellow, to 2.4m.

ROSA GALICA VERSICOLOR, (Rosa Mundi) light pink/crimson, 1.2m.

ROSA MOYESII, salmon-red, single, 1.5m.

ROSA RUBRIFOLIA, purplish pink, reddish foliage, 1.2m.

RUGOSA ALBA, white, single, 1.5m.

RUGOSA BLANC DOUBLE DE COUBERT (F), double white, 1.5m.

RUGOSA RUBRA, deep rose shaded violet, 1.5m.

SARAH VAN FLEET, rose pink, semi double, to 1.8m.

CLIMBING FORMS OF BUSH VARIETIES

Price CV

These are climbing forms of already existing varieties which produce flowers indistinguishable from the original. These large flowered varieties are excellent for pillars, walls and fences, where space does not permit the more spreading rambler types.

Prune in March after planting by removing about 15cm. at end of shoots.

CLIMBING BETTINA (F), orange overlaid red bronze.

CLIMBING ENA HARKNESS (F), crimson scarlet.

CLIMBING ETOILE DE HOLLANDE (F), strong dark red.

CLIMBING ICEBERG (F), snow white.

CLIMBING MRS. SAM MCGREDY (F), coppery-orange flushed scarlet.

CLIMBING QUEEN ELIZABETH (F), clear pink, vigorous.

CLIMBING ROYAL GOLD (F), deep yellow.

CLIMBING SPEK'S YELLOW (F), clear yellow.

CLIMBING VIRGO (F), white.

CLIMBING AND RAMBLING ROSES

Price CV

R = Recurrent flowering

RAM = Rambling Roses

Rambling roses produce new wood from the base each year and pruning consists of cutting away all the flowering growths and tying in the new growths.

True climbing roses produce little new wood from the base and pruning consists of cutting back the side shoots. A number are intermediate between these two and for these old wood is cut away where there is new growth and side shoots cut back on the old growth retained.

ALBERIC BARBIER (F), creamy white with yellow centre, RAM.

ALBERTINE (F), buds dark vermilion, petals coppery and salmon pink. RAM.

(R) **CASINO**, soft yellow, vigorous

COMPASSION (F), pale salmon/orange, lighter reverse

CRIMSON GLOW (F), deep crimson, vigorous. RAM

(R) **DANSE DE FEU**, orange/scarlet

EMILY GRAY, golden-yellow, almost evergreen. RAM.

(R) **GLOIRE DE DIJON** (F), buff or salmon-yellow, tea perfume

(R) **GOLDEN SHOWERS** (F), golden-yellow

(R) **HANDEL** (F), cream, flushed pink.

LEMON PILLAR, flowers large, sulphur-yellow. RAM

MME. G. STAECHLIN (F), pale coral, pink shaded, vigorous.

(R) **MAIGOLD** (F), bronze yellow, vigorous

(R) **MERMAID** (F), pale sulphur-yellow, single.

(R) **PARKDIRECTEUR RIGGERS**, blood red

PAUL'S SCARLET CLIMBER, scarlet, very full flowering, hardy.

(R) **SCHOOLGIRL**, orange apricot.

(R) **THE NEW DAWN**, soft delicate pink.

(R) **ZEPHERINE DROUHIN** (F), carmine pink, almost thornless.

TREES and SHRUBS

ORNAMENTAL TREES AND SHRUBS

SOIL

Most trees and shrubs we offer are grown on limey soil and are suitable for this. The few that require acid soil are so described below.

PLANTING AND PLANTING DISTANCES

Trees and shrubs are expected to stay in their chosen position for many years and digging close to them damages the roots so the ground should be thoroughly dug before planting. Do not let manure be in contact with newly planted roots but use it as a mulch on the surface. Plant firmly as described on page 2.

LAYOUT

The layout should be carefully planned allowing adequate space for each shrub to develop, taller ones at the back and shorter in front. Arrange for suitable contrasts in foliage and flower colour and for flowering periods. The necessary details are given in the following pages.

PLANS

We are glad to prepare a suggested layout, submitting a full plan and quotation for a small charge, minimum QV.

PRUNING

Where a border is required for general effect only, little pruning is necessary but for more formal arrangements or single specimens where pruning is required, the habit of the shrub should be studied. Early flowering shrubs such as Forsythia, Lilac (*Syringa*), Ribes, etc. flower on young wood so should be pruned after flowering to avoid cutting away the flower buds. Others such as *Buddleia Davidii* and the later flowering *Tamarix* should be cut right back in March and will flower on the new wood. In general a shrub is considered early flowering if it flowers before the end of June.

FRUIT

Many fruit trees are useful in a shrubbery, for instance fruiting crab apples, quince, medlars and nuts can be effectively included while blackberries, loganberries and other hybrid berries or vines can be used as climbers.

SIZE

Dimensions shown for shrubs are height x spread, and for trees height only—both based on average growth after 10 years.

EVERGREEN SHRUBS

E.—indicates evergreen shrub.

S.E.—semi-evergreen.

TREES

ACER CAMPESTRE (Field Maple) 6m. Native tree, yellow autumn tints. QV

" **GOLDSWORTH PURPLE**, 7.5m., dark purple foliage, bright red 'keys'. Good as specimen tree. Std., TV.

" **PALMATUM** (Japanese Maple), 4.5m., palmate-shaped leaves with good autumn colours, Bush OV.

" **PLATANOIDES** (Norway Maple), 9m., fast growing, brilliant yellow in autumn, Std., QV.

" **PLATANOIDES DRUMMONDII**, 6m. plus, variegated leaves. Std., UV.

" **PSEUDOPLATANUS** (Sycamore), 24m., makes specimen tree, large leaves, fast growing. Std., QV.
AESCLUS BRITOTII (Red Horse Chestnut), 9m., crimson flowers early June, not suitable for small garden. Std., UV.

" **HIPPOCASTANUM** (Horse Chestnut), 12m., large panicles white flowers in May. 1.5-1.8m., feathered, OV; Std., QV.

ALMOND (see *Prunus*).

ALNUS GLUTINOSA (Common Alder), 9m., attractive catkins, large green leaves. Std., OV.

AMELANCHIER CANADENSIS (Snowy Mespilus), 7.5m., white flowers in April, crimson fruit, brilliant autumn colours. Half Std., PV.

BEECH (see *Fagus*).

BETULA ALBA (Silver Birch) (*pendula verruculosa*), 7.5m., graceful tree, white peeling bark. 1.5-1.8m., JV, 1.8-2.4m., MV.

" **YOUNGII** (Weeping Birch), 3.6-4.5m., weeping form with branches reaching to the ground, effective for small gardens. 1.8-2.1m., feathered, SV.

CARPINUS BETULUS (Hornbeam), 6m. plus, similar to beech, Std., UV.

CATALPA BIGNONIODES (Indian Bean Tree), 4.5m., good specimen tree, large leaves, white upright flowers similar to Horse Chestnut, with yellow and purple flecks. Long bean-like pods in autumn. Std., TV.

TREES and SHRUBS

CHERRY (See *Prunus Cerasus*).

CHESTNUT (Horse), see *Aesculus*.

S.E. **COTONEASTER FRIGIDA**, semi-evergreen, 4.5-6m., white flowers in June, crimson berries. Bush, 0.6-0.9m., **LV**, H.Std., **QV**.

S.E. " **HYBRIDUS PENDULUS**, semi-evergreen, 2.4m., small weeping tree with red berries, slow growing. Std., **UV**.

S.E. " **ROTHSCHILDIANUS**, 4.5m., light green leaves, yellow berries. Std., **TV**.

See also page 22.

CRABS (see *Malus*).

CRATAEGUS OXYCANTHA (Thorn or May) 3.5 - 6m. Can be pruned to ornamental shapes. Normally available in white, pink, scarlet and crimson double flowered forms.

Bush **MV** H. Std. **OV** Std. **QV**.

" **PRUNIFOLIA** 3.5m-6m. Oval shiny leaves, showy persistent fruit. Good autumn colour. H. Std. **PV**.

EUCALYPTUS GUNNII, 9m plus. Prune regularly in Spring to bush form for young grey foliage. 30-45cm., in pots. **HV**.

FAGUS PURPUREA (Copper Beech). 1.5-1.8m., feathered, **OV**.

FAGUS PURPUREA RIVERSII (Copper Beech), 12m., the darkest purple beech, raised here. Feathered 1.5-1.8m., **OV**.

" **SYLVATICA** (Common Beech), 12m., grows well on chalky soil, dislikes wet soils. (See also Hedging) Std., **TV**.

" **PENDULA** (Weeping Beech), 9m., spreading branches, Std., **WV**.

FRAXINUS ORNUS, 4.5m. rounded head, white scented flowers in May, Std., **SV**.

FRAXINUS OXYCARPA RAYWOOD, 6m., Compact Ash with purplish leaves in Autumn, **QV**.

GLEDITSCHIA SUNBURST, 5.4m., bright yellow leaves. Feathered, **UV**.

LABURNUM VOSSII (Yellow laburnum), 6m. May flowering, good for exposed places. Long flowered racemes. H. Std., **OV** Std., **QV**.

LILAC (See *Syringa*, page 25).

LIQUIDAMBAR STYRACIFLUA (Sweet Gum), 6m., small tree with maple-like foliage — good autumn colours on chalk-free soil, feathered, 1.2-1.5m. **OV**.

LIME (See *Tilia*).

MALUS (Flowering Crab Apples), 6-9m., good ornamental trees flowering April/May.

Bush, **MV**; H. Std., **OV**; Std., **RV**.

" **ELEYI**, wine-red flowers, purple foliage, small cherry-like fruits.

" **ATROSANGUINEA**, crimson bud opening pink, pendulous.

" **GOLDEN HORNET**, white flowers mid-season, erect habit, bright yellow fruit in autumn.

" **HUPHENSIS**, fragrant white flowers, late, erect habit, small red fruit.

" **LEMOINEI**, dark crimson flowers, bronze foliage, reddish purple fruit.

" **PROFUSION**, red flowers, small red fruit. Lemoinei type.

" **TSCHONOSKII**, small white flowers, downy young foliage, autumn foliage mixture of crimson, orange, purple, yellow. Upright growth.

MAY (See *Crataegus*).

MOUNTAIN ASH (See *Sorbus*)

OAK (See *Quercus*).

PLATANUS ACERIFOLIA (London Plane), 9m., good for city conditions, Std., **SV**.

POPULUS (Poplar), fast growing tree not suitable for small gardens, Useful for heavy soil and exposed sites. 1.5-1.8m., **FV**; 2.1-2.4m., **HV**; 2.4-3m., **JV**

" **ALBA**, 18m., silver underside to leaves. Spreading habit.

" **CANDICANS** (Ontario), 18m., Balsam, spreading habit.

" **CANDICANS AURORA**, 12m. Variegated form of above. Best colour on young foliage if pruned hard late Winter.

" **NIGRA ITALICA** (Lombardy Poplar), 30m., upright habit.

" **ROBUSTA**, 20m., spreading habit.

" **SEROTINA**, 24m., spreading habit.

" **TREMULA** (Aspen), 12m. Leaves quiver in slightest breeze, turning yellow in Autumn. Catkins in early Spring. **QV**.

TREES and SHRUBS

- PRUNUS** Ornamental spring flowering trees, Bush, **MV**; H. Std., **OV**; Std., **RV**.
- " **AMYGDALUS** (Pink Almond), 6-7.5m. pink flowers in March.
 - " **PADUS** 6-9m. Drooping sprays of almond-scented white flowers.
 - " **PISSARDII NIGRA** (Purple leaved plum), 6-7.45m., single pale pink flowers, dark purple foliage.
- PRUNUS** (Flowering Cherry), 6-12m., April/May flowering.
Pyramid or Bush, **MV**; H. Std., **OV**; Std., **RV**.
- " **AMA-NO-GAWA** (Lombardy Poplar Cherry), 4.5m., semi double pink, fragrant, upright, supplied in pyramid form only.
 - " **ACCOLADE**, semi-double pink flowers in May, spreading habit.
 - " **KANZAN**, double pink flowers, upright habit, the most popular.
 - " **OKU-MIYAKO**, pale pink buds, white flowers mid-May, spreading habit.
 - " **ORIENTAL WEEPING** (Cheal's Weeping), double pink, supplied in standard form only.
 - " **TAI HAKU**, large white flowers, upright, spreading.
 - " **UKON**, semi-double creamy-yellow flowers, upright, spreading.
 - " **SUBHIRTILLA AUTUMNALIS ROSEA** (Autumn Cherry), semi-double pink flowers from Nov.-April, depending upon weather.
- PYRUS SALICIFOLIA "PENDULA"**, 4.5m., weeping "Willow Leaf Pear" leaves covered with silky white down turning grey/green in late summer. Dense corymbs of white flowers in April, **TV**.
- QUERCUS ROBUR** (English Oak), 9m. feathered 1.2-1.8m., **OV**, Std., **UV**.
- " **RUBRA** (Red Oak), 9m., foliage red in autumn, feathered 1.2-1.8m., **OV**; Std., **UV**
- ROBINIA FRISIA**, 6m. bright yellow leaves, copper in autumn. 2.1-2.4m. feathered, **PV**.
- SALIX DAPHNOIDES** (Violet Willow), 7.5m., purplish shoots, bluish white bloom, silvery catkins, **PV**.
- " **PURPUREA PENDULA** (American Weeping Willow), 3.6-4.8m., purple bark, 1.8-2.4m., **PV**.
 - " **VITELLINA PENDULA** (Weeping Willow), 7.5m., golden coloured bark, 1.8-2.4m., **PV**.
- SORBUS ARIA LUTESCENS** (Whitebeam), 4.5m. Compact, round-headed tree, creamy down on young leaves. Berries well. **QV**
- SORBUS** (Mountain Ash or Rowan)
- " **ASPLENIFOLIA**, 6m., fern-like foliage, bright red in autumn, red berries, Std., **QV**.
 - " **AUCUPARIA**, 6m. white flowers in April/May, orange scarlet berries, Std., **OV**.
 - " **DISCOLOR**, 6m., pale orange berries, good autumn colour, Std. **SV**.
 - " **MATSUMURANA** (Japanese Mountain Ash), 6m., brilliant autumn foliage, large orange berries. Std., **QV**.
- SYCAMORE** (See Acer)
- TILIA CORDATA** (Small leaved Lime), 9m. plus. Heart shaped leaves, scented ivory flowers. **SV**.
- " **PLATYPHYLLOS RUBRA** (Lime), 9m., July, can be trained flat, 2.1-2.4m., feathered, **OV**; Std., **SV**.
 - " **EUCHLORA**, 4.5m. plus. Larger leaves than Cordata. Arching branches. Normally free of aphids. **SV**.
- WILLOW** (See Salix).

SHRUBS

- ACER PALMATUM DISSECTUM ATROPURPUREUM**, 90 x 120 cm., finely cut crimson leaves—males small spreading shrub for lime-free soil. **SV**.
- ACER PALMATUM DISSECTUM VIRIDIS**, 90 x 120cm., finely cut pale green leaves, bronzy-yellow in autumn, for lime-free soil., **SV**.
- AMELANCHIER CANADENSIS**, 240 x 180cm., white flowers late April, brilliant autumn colour, very hardy. Bush **GV**. (see Trees for Half Standard).
- E. **AUCUBA JAPONICA** (Japanese Laurel), 150 x 150cm. Ideal for screening, tolerates deep shade. Bright scarlet berries on female plants. **GV**.
- AZALEAS** (see Rhododendrons).
- BAMBOO (ARUNDINARIA)**, 300 x indefinite. Admirable for evergreen screen, suitable on all but heaviest clays, thrives under trees. **LV**.
- BAY** (See Laurus Nobilis, page 7).

- E. **BERBERIS CANDIDULA**, 45 x 120cm., good ground cover, dark green leaves silvery reverse, yellow flowers, purple berries. **EV.**
- E. " **DARWINII**, 180 x 120cm. Orange flowers in May. **FV.**
- E. " **STENOPHYLLA**, 300 x 180cm., yellow flowers in April, small leaves, superb as hedge. **EV** each, **XV** for 10.
- " **THUNBERGII ATROPURPUREA**, 180 x 120cm., small purple leaves, red in autumn. **FV.**
- " **THUNBERGII ATROPURPUREA NANA**, 60 x 60cm. Dwarf version of above. **EV.**
- " **WILSONIAE**, 90 x 120cm., yellow flowers in May, coral-red berries, autumn foliage red. **EV.**
- BUDDLEIA ALTERNIFOLIA**, 360 x 300cm. Long purple sprays in June, scented, produced on previous year's growth. **EV.**
- S.E. " **GLOBOSA**, 240 x 240cm. Bunches of round golden-yellow flowers in June, scented. **EV.**
- " **DAVIDII Varieties** 240 x 240cm. Cut back last season's wood in Feb.
- " **EMPIRE BLUE**, rich violet-blue, orange eye, July/Oct. **EV.**
- " **ROYAL RED**, brilliant reddish-purple racemes, July/Oct. **EV.**
- " **WHITE PROFUSION**, pure white flowers, July/Oct. **EV.**
- E. **BUXUS** (Box) **SEMPERVIRENS HANDSWORTH** compact upright habit, superior to common Box. **FV.**
- E. **CAMELLIA** Choice shrubs requiring a lime-free soil with peat.
- E. " **ALBA SIMPLEX**—single white flowers, **MV.**
- E. " **ADOLPH AUDUSSON**—semi-double light red flowers, **MV.**
- E. " **WILLIAMSII DONATION**—faster growing than Japonica varieties above—free flowering, semi-double clear pink, **MV.**
- CARYOPTERIS CLANDONENSIS**, 120 x 120cm., mass of tufted blue flowers Aug/Oct., greyish-green foliage, spreading bushy habit if pruned in April. **EV.**
- E. **CEANOTHUS A. T. JOHNSON**, 360 x 360cm., rich blue flowers spring and autumn. Best on a warm wall. **GV.**
- " **GLOIRE DE VERSAILLES**, 180 x 180cm, amethyst-blue flower spikes, June to Oct. Also good on a wall. **GV.**
- E. " **IMPRESSUS**, 240 x 180cm. Deep blue flowers. May/June, small leaves. **GV.**
- CERATOSTIGMA WILLMOTTIANUM**, 90 x 60cm., (Plumbago), blue flowers July/October, **DV**
- CERCIS SILAQUASTRUM** (Judas Tree), 300 x 240cm., clusters of pea-shaped rosy-purple flowers in May before leaves. Avoid really heavy clay. **JV.**
- CHAENOMELES** (Japonica) **PINK LADY**, 240 x 180cm., pink flowers, vigorous, **GV.**
- CHAENOMELES** (Japonica) **ROWALLANE**, 180 x 150cm., crimson flowers Mar./April. Good for wall. **GV.**
- E. **CHOISYA TERNATA** Mexican Orange Blossom, 150 x 120cm., sweet scented white flowers, April/May, prefers a slightly sheltered spot. **EV.**
- E. **CISTUS** (Rock Rose), sun loving plants that thrive well on poor soil.
- E. " **CRISPUS**, 30 x 60cm., dwarf, compact, vivid cerise flowers. **FV.**
- E. " **CYPRUS**, 240 x 160cm., white flowers 8cms. across with maroon blotch. **FV.**
- E. " **SILVER PINK**, 60 x 120cm., silver-grey foliage forms an attractive background for the delicate pink flowers. **FV.**
- E. **CORDYLINE AUSTRALIS**, 300 x 180cm, small tree with sword-like leaves, large panicles, fragrant creamy-white flowers, **FV.**
- CORNUS** (Dogwood), 180 x 180cm. Tolerates soil subject to waterlogging. Prune hard in spring to obtain coloured wood. (Not Kousa).
- " **ALBA SPAETHII**—attractive golden variegated foliage with red bark in the winter. **EV.**
- " **FLAVIRAMEA**. Lime green bark, effective planted with red barked variety. **EV.**
- " **KOUSA**, 240 x 180cm. Conspicuous white bracts followed by red fruits, **NV.**
- S.E. **CORTADERIA ARGENTEA** (Pampas Grass), 210 x 180cm., white plumes in autumn, **GV.**
- CORYLUS AVELLANA CONTORTA**, 240 x 180cm. (Corkscrew Hazel.) Attractive twisted branches bearing catkins. Slow growing. **LV.**
- CORYLUS MAXIMA PURPUREA** Purple-leaved nut. **GV.**
- COTINUS COGGYGRIA** (Smoke Tree), 300 x 180cm., feathery pink plumes in June, leaves turning yellow in autumn, thrives in dry position, **GV.**
- " **FOLIIS PURPUREIS**, 180 x 150cm., deep purple foliage, otherwise similar to above. **KV.**

SHRUBS

- E. **COTONEASTER DAMMERI**, 60 x 120cm, prostrate with red berries, good for ground cover. White flowers in June **EV**.
- " **HORIZONTALIS**, fan-shaped, good for ground cover or grows up to 240cm., against a wall. Small pink flowers in May followed by red berries, **EV**.
- E. " **LACTEUS**, 300 x 240cm., dark green leaves, small white flowers in June followed by orange-red berries in bunches, persisting throughout winter, **EV**.
- E. " **MICROPHYLLUS**, 40 x 150 cm, good ground cover with dark green leaves, bright red berries, Drapes well over walls or on rockeries, **EV**.
- S.E. " **SALICIFOLIUS FLOCCOSUS**, 240 x 240cm., large willow-like leaves, scarlet berries in autumn, **GV**.
- " **SIMONSII**, 200 x 100cm., upright, good autumn colour, orange-red berries. **EV**.
- E. " **WARDII**, 180 x 200cm., greyish-green leaves, orange berries, **GV**.
- CURRENTS, FLOWERING** — see *Ribes*.
- CYTISUS** (Broom), 150 x 150cm. Requires full sun, best on sandy loam. Prune all lightly immediately after flowering.
- " **ALBUS** (Portugal Broom), white flowers. May/June, **EV**.
- " **BURKWOODII**, maroon and red flowers, May/June, **EV**.
- " **KEWENSIS**, 60 x 180cm. Semi prostrate. Covered in creamy flowers in May, **FV**.
- " **PRAECOX**, masses of creamy-yellow flowers in May, **EV**.
- DAPHNE MEZEREUM**, 120 x 90cm., purplish-red scented flowers, Feb/March, followed by scarlet fruit in May, **MV**.
- E. **DESFONTAINEA SPINOSA**, 180 x 180cm. Tubular red flowers with yellow mouth. July/October. Small holly-like leaves. Rather tender. **MV**.
- DIERVILLA** (See *Weigela*).
- E. **ELAEAGNUS EBBINGEI**, 300 x 180cm, dark glossy green foliage with silver reverse, **KV**.
- E. **ELAEAGNUS PUNGENS MACULATA** (Wood Olive) 240 x 180cm., most attractive evergreen with golden variegated foliage, most striking in winter months. Best on light soil, **KV**.
- E. **ERICA CARNEA**, this is the winter flowering heather and will tolerate some lime in the soil:
- E. " **SPRINGWOOD PINK**, rose-pink flowers, Jan./March, good ground cover. **AV** each; **MV** per 10.
- E. " **SPRINGWOOD WHITE**, good white winter heather, similar habit to above. **AV** each; **MV** per 10.
- E. " **VIVELLII**, deep red, bronze foliage. **AV** each; **MV** per 10.
- S.E. **ESCALLONIA**, good semi-evergreen shrubs, in the open or against a wall. Flower from June/Aug.
- S.E. " **DONARD RADIANCE**, 180 x 180 cm. Soft red flowers. Large shiny leaves. **EV**.
- S.E. " **EDINENSIS**, 180 x 150cm., bright rosy-pink flowers, **EV**.
- E. **EUONYMUS EMERALD 'N GOLD** 45 x 90cm. Green and yellow, slightly more erect than *Radicans*, **EV**.
- EUONYMUS** (Spindleberry) **EUROPAEA RED CASCADE**, 180 x 240cm., red fruits on arching branches, good autumn colours, **GV**.
- E. **EUONYMUS RADICANS VARIEGATA**, 30 x 120cm, spreading silver variegated foliage, **DV**.
- E. **FATSIA JAPONICA**, 240 x 360cm. Shiny large leaves, white flowers in Autumn. Grows well in shade. **JV**.
- FORSYTHIA SPECTABILIS**, 300 x 240cm., bright yellow flowers covering the branches in Spring. **EV**.
- FUCHSIA**, these are hardy in most winters; they will often die back to the ground but will shoot again from the base in spring. Prune hard in spring.
- " **MADAME CORNELISSEN**, large flowers, scarlet sepals with white corolla, **EV**.
- " **MRS POPPLE**, red and purple, **EV**.
- " **RICCARTONII**, small flowers, scarlet sepals, purple corolla, **EV**.
- " **VERSCOLOR**, attractive young foliage, crimson purple flowers, **EV**.
- E. **GARRYA ELLIPTICA**, 240 x 300cm. Long catkins in Jan/Feb. Requires some protection. Suitable for North wall. **GV**.
- GENISTA HISPANICA** (Spanish Gorse), 60 x 120cm., compact cushion-like shrub with prickly shoots, golden-yellow flowers in May/June. Prefers light lime-free soil and sun, **DV**.
- GENISTA LYDIA**, 90 x 150cm. Arching stems bear yellow flowers in June. Good for rock garden. **EV**.

- HAMAMELIS MOLLIS** (Witch Hazel), 210 x 150cm., attractive winter flowering shrub with golden-yellow flowers, sweetly scented. Prefers soil without lime—add peat or leaf mould, **UV**.
- E. **HEBE** (Veronica) **AUTUMN GLORY**, 90 x 90cm., large blue flowers, July/Sept., **DV**.
- E. " " **BRACHYSIPHON (traversii)**, 150 x 120cm., white flowers, June/July, **DV**.
- E. " **MIDSUMMER BEAUTY**, 120 x 90cm. Lavender flowers, July/Sept., **DV**.
- E. " **PINGUIFOLIA 'PAGEI'**, 30 x 90cm., ground cover, glaucous foliage, white flowers, **DV**.
- HIBISCUS SYRIACUS** (Tree Hollyhock), 180 x 90cm., upright branching compact shrub, late flowering, Aug./Sept. **HV**.
- " **ARDENS**, double mauve.
- " **BLUE BIRD**, outstanding large blue flowers, vigorous.
- " **HAMABO**, pale pink flowers with crimson at base of petals.
- " **JEANNE D'ARC**, white, semi-double, compact habit.
- " **WOODBIDGE**, single red, large flowers.
- HIPPOPHAE RHAMNOIDES**, 300 x 240cm. Narrow silvery leaves and gold buds. Orange berries if both sexes planted. Grows well in any soil, **FV**.
- HOLLY** (See *Ilex*).
- HYDRANGEA MARIESII**, 150 x 150cm., lace cap, mauve-pink, shade varying slightly with soil conditions. Prefers well drained and manured soil, **FV**.
- " **MACROPHYLLA**, 150 x 180cm., mophead, deep pink or deep blue on acid soil, **FV**.
- " **PANICULATA GRANDIFLORA**, 210 x 180cm., large panicles creamy-white flowers, Aug./Sept., sprawling habit, **FV**.
- E. **HYPERICUM CALYGINUM** (St. John's Wort), yellow flowers, July/Aug., spreading, succeeds under trees, useful for banks, **AV** each; **LV** for 10.
- " **INDORUM ELSTEAD**, 120 x 120cm., yellow flowers followed by bright orange fruits, ideal for flower arrangements, **EV**.
- " **PATULUM HIDCOTE**, 150 x 120cm., large yellow flowers, June/July, **DV**.
- E. **ILEX** (Holly) **AQUIFOLIUM**—Common Holly (See also Hedging), **GV**.
- E. " **GOLDEN KING** 360 x 180 cm. Leaves yellow and green, almost spineless. Female. **LV**.
- E. " **J. C. VAN TOL**, 360 x 180. Large shiny green leaves, regular heavy fruiting with red berries, **LV**.
- E. " **FEROX ARGENTEA**. 360 x 180cm. Silver hedgehog holly. Purple stems, silver variegated leaves. Male. **LV**.
- JUDAS TREE** (See *Cercis Silaquastrum*).
- KERRIA JAPONICA Pleniflora** (Batchelor's Buttons), 180 x 240cm., double yellow flowers, April/May, good against a wall, **DV**.
- LAUREL PORTUGAL** (See *Prunus lusitanica*).
- E. **LAURUS NOBLIS** (Sweet Bay), see page 7.
- LAURUSTINUS** (See *Viburnum Tinus*).
- E. **LAVANDULA** (Lavender) **HIDCOTE**, 60 x 60cm., dwarf, does not go "leggy". **2AV** each. **PV** for 10.
- E. **LAVANDULA** (Lavender) **SPICA**, 90 x 90cm., (Old English Lavender), for dwarf hedges. **2AV** each, **PV** for 10.
- LEYCESTERIA FORMOSA**, 150 x 150cm., white flowers tinged purple, June/Sep., good for shady places and underplanting, **FV**.
- S.E. **LUPINUS ARBOREUS**, 180 x 180. Tree Lupin. Cream or yellow scented flowers. Relatively short lived but seeds readily. **FV**.
- E. **MAGNOLIA GRANDIFLORA EXMOUTH**, 360 x 180cm., large fragrant white flowers, July/Sept., glossy leaves, best against a south wall, **RV**.
- " **SOULANGIANA**, 300 x 180cm., large white flowers with purple base, April/May, **RV**.
- " **SOULANGIANA NIGRA**, 300 x 180cm., dark purple flowers in April, slow growth, **RV**.
- " **STELLATA**, 150 x 120cm., mass of white scented narrow petalled flowers, Mar./April, compact, **RV**.

SHRUBS

- E. **MAHONIA (BERBERIS) AQUIFOLIUM** 90 x 150cm., yellow flowers, Feb./May, purple berries, good for underplanting, **DV**.
- E. **MAHONIA JAPONICA**, 180 x 120cm., long (scented) yellow racemes end Feb., dense bushy habit. Choice shrub—add peat to soil. **LV**.
- E. **OLEARIA HAASII**, 150 x 120cm., white daisy-like flowers, July/Aug., small leaves, **FV**.
- E. **OLEARIA MACRODONTA**, 300 x 240cm. Sage green hollylike leaves, white daisy flowers **FV**.
- PAMPAS GRASS**—see *Cortaderia Argentea*.
- PAEONIA** (Tree Paeony), 150 x 90cm., **Delavayi Hybrids**, single flowers crimson to paler shades. Plant away from morning sun in good soil. **LV**.
- PEROVSKIA** (Russian Sage) **BLUE SPIRE** 120 x 90cm., deep blue flowers late summer, deeply cut foliage, has sage-like aroma, **EV**.
- PHILADELPHUS** (Mock Orange). All **FV** each.
- “ **BELLE ETOILE**, 180 x 120cm., scented white flowers maroon at base, June/July.
- “ **MANTEAU D'HERMINE**, 90 x 120cm., double white scented flowers, free flowering.
- “ **VIRGINAL**, 210 x 120cm., double white scented flowers.
- POTENTILLA** (Shrubby Cinquefoil), hardy shrub flowers throughout the summer, small leaves.
- “ **ELIZABETH**, 60 x 150cm., primrose yellow flowers, spreading **EV**.
- “ **KATHERINE DYKES**, 120 x 150cm., primrose-yellow flowers, bushy habit. **EV**.
- “ **RED ACE**, 60 x 120cm. Flame red flowers, spreading, **GV**.
- “ **TANGERINE**, 60 x 150cm., pale orange flowers, **EV**.
- PRUNUS CISTENA**, 120 x 120cm., white flowers in spring, bright crimson foliage, **FV**.
- E. **PRUNUS LUSITANICA** (Laurel Portugal), 450 x 600cm. White flowers, succeeds under trees, **FV**.
- PRUNUS TRILOBA**, 180 x 180cm., double shell-pink flowers, prune after flowering. Bush. **JV**.
- E. **PYRACANTHA** (Firethorn), 360 x 300cm., most handsome shrub, berries often retained until spring, useful for wall cover or free standing, white flowers.
- “ **MOJAVE** Orange-red berries. **EV**.
- “ **ROGERSIANA** Red berries. **EV**.
- “ “ **FLAVA** Yellow berries. **EV**.
- RHODODENDRON** — including **AZALEAS**. These should only be grown in acid soil, prefer moist conditions. Very careful preparation is needed if they are required to grow on unsuitable land.
- E. **RHODODENDRON**. Hardy Hybrids. May to June flowering, 210 x 180cm. **RV**.
- “ **DONCASTER**, glowing scarlet crimson, spreading, semi-dwarf. **RV**.
- “ **FASTUOSUM**, Fl. pl., large double lavender flowers, fast growing. **RV**.
- “ **GOMER WATERER**, blush white, yellow eye, compact habit. **RV**.
- “ **JOHN WALTER**, rich crimson, compact habit. **RV**.
- “ **PINK PEARL**, flesh pink, large trusses, vigorous. **RV**.
- “ **PONTICUM**, purplish-pink, commonly found in woodlands, **KV**.
- AZALEA**, deciduous varieties (**EXBURY HYBRIDS**, Assorted colours, very hardy), 150 x 150cm. Flowering in May, **PV**.
- E. **JAPANESE AZALEA**. 90 x 90cm., flowering in May, **HV**.
- “ “ **ADONIS**, pure white, large.
- “ “ **BLAAUW'S PINK**, double, soft pink.
- “ “ **ORANGE BEAUTY**, salmon-orange.
- “ “ **VUYK'S SCARLET**, huge rich carmine flowers.
- RHUS TYPHINA** (Staghorn Sumach), 240 x 180cm., large pinnate leaves, colour yellow to orange in autumn. Shape in spring. **GV**.
- “ “ **LACINIATA**, as above but deeply cut foliage, **GV**.
- RIBES** (Flowering Currant) **SANGUINEUM**, 240 x 180cm., dark rose flowers, March/April, **DV**.
- ROMNEYA TRICHOCALYX**, 150cm. Tree poppy. Large white flowers with gold stamens, July/Sept. Cut back hard each Spring. Spreads by suckers. **LV**.
- E. **ROSEMARINUS** (Rosemary) **OFFICINALIS**, 150 x 180cm., small blue flowers April/May, **BV**.
- E. **RUTA GRAVEOLENS JACKMANS BLUE**, 60 x 60cm. Delicate blue foliage, small yellow flowers. June/Aug. **DV**.

SALIX CAPREA, 240 x 180cm. Male known as 'Palm'. Female as 'Pussy Willow'. Flourishes in damp situation. **FV**.

- E. **SANTOLINA INCANA** (Cotton Lavender), 60 x 90cm., for dwarf hedges, yellow flowers June/July, silver leaved, good for edging or ground cover, **1AV** each; **RV** for 10.

- E. **SENECIO LAXIFOLIUS**, 90 x 150cm., yellow daisy-type flowers, July/Aug., grey foliage, **CV**.

- E. **SKIMMIA FOREMANII**, 60 x 120cm. Small fragrant white flowers, shiny red berries. This variety berries without pollinator. Best in partial shade. **GV**.

SPARTIUM JUNCEUM (Spanish Broom), 180 x 180cm., scented yellow flowers, July/Sept., thrives on light chalky soil, **EV**.

SPIRAEA ANTHONY WATERER, 120 x 120cm., flat clusters crimson flowers, July/Sept., leaves may show yellow variation, **EV**.

" **ARGUTA** (Bridal Wreath), 180 x 120cm., white flowers April/May on arching stems, **EV**.

" **PRUNIFOLIA**, 240 x 180cm., clusters double white flowers. May/June, **EV**.

" **VAN HOUTTEI**, 240 x 180cm., white flowers, grey green leaves, autumn colours, May, **EV**.

SYMPHORICARPOS ALBUS (Snowberry), 180 x indefinite, easily grown shrub, small pink flower—white berries, useful for game cover. **DV**.

SYRINGA (Lilac). Lilacs do well in ordinary garden soil, and if it is manured, very large flowers can be produced. They flower in May, and if the tree is to be kept dwarf it should be pruned immediately after flowering. They do not usually show their full colour until the second season, although they will flower immediately. Bush **NV**.

Double Flowered

CHARLES JOLY, clear dark red and very double, the finest dark double.

KATHERINE HAVEMAYER, soft mauve.

MME. LEMOINE, an extremely handsome clear white, makes a well-shaped bush.

MICHAEL BUCHNER, the real "lilac" colour, free flowering, large trusses.

MRS. E. HARDING, claret-red, free flowering, moderate growth.

Single Flowered

BELLICENT (Canadian Hybrid), fragrant rose-pink spikes, flowers later than hybrid lilacs.

ESTHER STALEY, vigorous, bright pink, early.

FIRMAMENT, pink-mauve in bud, sky blue when open.

MASSENA, deep mauve, very large flowers.

MAUD NOTCUTT, pure white, free flowering.

SOUVENIR DE LOUIS SPATH, dark crimson, free flowering and erect habit, the finest dark single variety.

Low growing species.

SYRINGA MICROPHYLLA SUPERBA, 150 x 90cm., small leaves, rose pink flowers May/June and September, **MV**.

TAMARIX (Tamarisk) **GALLICA**, 300 x 150cm., spikes of pink flowers April/May. Cut away the previous season's wood in March. **EV**.

VERONICA (See Hebe).

VIBURNUM BODNANTENSE, 270 x 120cm., sweet scented pinkish-white flowers Nov./Feb., **KV**.

- E. " **BURKWOODII**, 180 x 180cm., sweet scented pinkish-white flowers April/May, **KV**.

" **CARLCEPHALUM**, 180 x 150cm., scented white flowers in April, **KV**.

" **OPULUS STERILE** (Guelder Rose), 300 x 180cm., often called Snowball tree, flowers May/June, **FV**.

" **PLICATUM 'LANARTH'**, 180 x 240cm., large clusters white flowers, spreading, **LV**.

- E. " **TINUS** (Laurustinus) 240 x 180cm., flowers during mild spells in winter, **GV**.

- E. **VINCA MAJOR** (Periwinkle), bright blue flowers in May, good for ground cover—plant 45cms. apart. **2AV** each; **PV** for 10.

- E. **VINCA MAJOR VARIEGATA**, variegated leaves, as above. **2AV** each; **PV** for 10.

WEIGELA (Diervilla) **FLORIDA FOLIIS PURPUREIS**, 150 x 90cm., pink flowers May/June, purple foliage, compact growth, **EV**.

" " **FLORIDA VARIEGATA**, 180 x 150cm., pale pink flowers, variegated foliage, compact, **EV**.

" " **ROSEA**, 180 x 150cm., pink flowers May/Aug., **EV**.

" **HYBRIDA NEWPORT RED** 150 x 120cm., bright red flowers, flowers freely May/Aug., **EV**.

- E. **YUCCA FILAMENTOSA**, 90 x 90cm. Hardest form. Will make 1.2-1.5m. spikes of white flowers from basal rosette of leaves in August. **GV**.

SHRUBS IN SPECIAL POSITIONS

SHADY SITES

Those marked * may be grown under trees.

*AUCUBA
BERBERIS
*BUXUS
CAMELLIA
CHAENOMELES
CHOISYA
CORNUS ALBA
*COTONEASTER (LOW VARIETIES)
DAPHNE
*EUONYMUS RADICANS
HYDRANGEA
*HYPERICUM
*ILEX (ONLY GREEN VARIETIES)
JASMINE
KERRIA
LAUREL
LONICERA
*MAHONIA
OLEARIA HAASII
PYRACANTHA
*RIBES
*RHODODENDRON (ALSO AZALEAS)
SPIRAEA ANTHONY WATERER
*SYMPHORICARPOS
*VIBURNUM TINUS
*VINCA

MOIST SITES

Shrubs marked † will stand some water logging

BAMBOO
†CORNUS ALBA
CRATAEGUS
HYDRANGEA (EXCEPT HORTENSIS)
LEYCESTERIA
PHILADELPHUS
†POPULUS
†SALIX
VIBURNUM OPULUS
WEIGELA

DRY SUNNY SITES—POOR SOIL

Shrubs marked ‡ thrive on banks

BUXUS
CHAENOMELES
‡CISTUS
‡COTONEASTER (LOW VARIETIES)
‡CYTISUS
ERICA
EUONYMUS RADICANS
‡GENISTA
HEBE
‡HYPERICUM
LAVENDULA
POTENTILLA
ROSMARINUS
‡SPARTIUM JUNCEUM
TAMARIX
‡VINCA

SUITABLE FOR HEDGES AND SCREENS

BERBERIS
CHAENOMELES
COTONEASTER LACTEUS
COTONEASTER SIMONSII
CYTISUS ALBA
ESCALLONIA
EUONYMUS
FLORIBUNDA ROSES
FORSYTHIA
HEBE BRACHYSIPHON
KERRIA JAPONICA

LAVANDULA
OLEARIA HAASII
PHILADELPHUS
POTENTILLA
PRUNUS LUSITANICA
PYRACANTHA
RIBES SANGUINEUM
SPIRAEA ARGUTA
SYRINGA
TAMARIX GALLICA
VIBURNUM TINUS
WEIGELA

CLIMBERS

ACTINIDA KOLOMIKTA, green leaves, ends "dipped" in pinky white, white flowers in June. Best on South wall. **KV.**

AMPELOPSIS VEITCHII (Virginia Creeper), self-clinging, small leaves, brilliant red in autumn, **EV.**

CLEMATIS. Large flowered varieties, FV.

These belong to different groups and have varying pruning requirements.

Groups Patens P Florida F

These flower on short growths from the previous season's wood. After flowering cut back to just above a pair of strong buds. Remove straggling and overcrowded shoots in February.

Groups Jackmannii J Viticella V

Prune back in March almost all growth made during the previous season, making cuts just above a joint.

Group Lanuginosa L

Thin out dead wood in March, otherwise prune as Florida and Patens group.

They can also be cut hard as Jackmannii group but this will result in smaller and later flowers.

P. **BEES JUBILEE**, May/June, Aug., deeper than Nellie Moser.

P. **BELLE OF WOKING**, May/July, double mauve.

J. **COMTESSE DE BOUCHAUD**, June/Sept., satiny rose.

V. **ERNEST MARKHAM**, June/Oct., glowing petunia red.

J. **HAGLEY HYBRID**, June/Aug., deep pink.

J. **HENRYII** June/Sept., white, yellow stamens.

J. **JACKMANII SUPERBA**, July/Oct., rich violet-purple.

V. **LADY BETTY BALFOUR**, Sept./Oct., violet-blue, yellow stamens.

V. **MME. EDOUARD ANDRE**, June/Sept., red.

L. **MRS. CHOLMONDELEY**, May/Sept., lavender tipped purple.

P. **NELLIE MOSER**, May/Sept., pink carmine stripe.

P. **THE PRESIDENT**, June/Sept., deep violet, plum centre.

V. **VILLE DE LYON**, June/Oct., crimson.

P. **VYVYAN PENNELL**, May/June, Aug., double violet blue, carmine centre.

Species: FV each.

CLEMATIS MONTANA, white flowers.

CLEMATIS MONTANA RUBENS, rosy-pink flowers.

CLEMATIS TANGUTICA. Dense climber with delicate leaves and yellow lantern flowers in late summer followed by silky seed heads.

COTONEASTER LACTEUS, see page 22.

ECCREMOCARPUS SCABER. Scarlet tubular flowers through summer. May die back to ground in hard winter. Sheltered site needed. **GV.**

E. **HEDERA** (Ivy), self-clinging.

E. " **CANARIENSIS VARIEGATA**, **FV.**

E. " **HELIX GOLDHEART**. Compact growth, small leaves with yellow splash, **FV.**

HYDRANGEA PETIOLARIS, self-clinging, white flowers, June/July, vigorous, **KV.**

JASMINUM NUDIFLORUM, yellow, winter flowering, **FV.**

" **OFFICINALE**, white, summer flowering, **FV.**

LONICERA (Honeysuckle).

" **DROPMORE SCARLET**, Scarlet tubular flowers, July/Oct. **FV.**

E. " **HALLIANA**, June/Oct., Cream flowers, **FV.**

" **LATE DUTCH**, Rose outside, cream within, June/Oct., **FV.**

" **TELLMANNIANA**, Golden yellow trumpets, unscented, **FV.**

POLYGONUM BALDSCHUANICUM, white flowers, early Summer, grows at enormous pace. **FV.**

E. **PYRACANTHA**—See Shrubs page 24.

VITIS BRANDT (Ornamental Vine), brilliant autumn colour. A hardy sweet black grape, needs warm wall for best fruit, **HV.**

" **PURPUREA**, a purple leaved, ornamental vine, **HV.**

WISTERIA SINENSIS, mauve-blue flowers in early and late summer, **NV.**

CONIFERS

CONIFERS

This is our standard range of Conifers. However, other interesting varieties are often available; details on request.
Second set of dimensions indicates approx. size at sale.

CEDRUS DEODORA (6m. +), Indian Cedar, 60 - 75cms., **PV**.

" **ATLANTICA GLAUCA** (7.5m +), Blue Cedar, 60 - 75cms., **PV**.

CHAMAECYPARIS (previously **CUPRESSUS**)

" **LAWSONIANA** (6m. +), green, fast growing, can be clipped. 60 x 75cm.
EV each; **XV** for ten.

" " **ALLUMII** (4.5-6m.), bluish-grey, 60-75cms., **FV**

" " **ELLWOODII** (1.8-2.4m), bluish-grey, 30-45cms, **FV**.

" " **FLETCHERI** (3-3.6m), feathery, bluish-grey, 60 - 75cms., **FV**.

" " **STEWARTII** (4.5m +), golden, 45-60cms., **LV**.

CUPRESSOCYPARIS LEYLANDII (9m. +), green, fast growing, can be clipped. 60-75cms.

EV each; **XV** for ten. Prices of other sizes on request.

CUPRESSOCYPARIS LEYLANDII CASTLEWELLAN (8m. +). Golden form of above, almost as fast growing, 45-60cms., **FV** each; **YV** for ten.

GINKGO BILOBA, deciduous (6m. +) (Maidenhair Tree), fan-shaped leaves turn yellow in autumn. 45-60cms., **KV**.

JUNIPERUS COMMUNIS HIBERNICA (3 x 0.6m.), dense pillar-like habit, silvery, 45-60cms., **LV**.

JUNIPERUS VIRGINIANA BURKII (3 x 0.9m.), dense compact habit, steel blue, turning bronze purple in winter, 45-60cms., **NV**.

LARIX (6m +) (Larch), spreading tree, fresh green spring foliage (deciduous), 60-90cms., **EV**.

METASEQUOIA GLYPTOSTROBOIDES (10.5m +), deciduous,, thrives on moist sites; upright habit, autumn colour, 60-90cms., **OV**.

PICEA ABIES (EXCELSA) (6m. +) (Christmas tree). In season, price according to size.

" **PUNGENS KOSTER** (4.5m. +), blue foliage, Christmas tree, 30-45cms., **VV**.

" **SITCHENSIS** (9m. +) (Sitka Spruce), "Silver Spruce", fast growing, thrives in wet cold soil. 60-90cms., **EV**.

PINUS SYLVESTRIS (6m.) (Scots Pine), 60-75 cms, **MV**.

TAXUS BACCATA (Yew), can be clipped to shape, 60-75cms., **JV** each; **BVB** for ten.

" " **FASTIGIATA** (Irish Yew) (3.6m.), upright, 60-75cms, **LV**.

" " **AUREA** (3m.) (Golden Irish Yew), 45-60cms., **LV**.

THUYA PLICATA (9m. +), fast growing, ideal for hedging, can be clipped, 60-75cms., **LV** each; **CVC** for ten.

" **ZEBRINA**, 3.6m., golden variegated; can be trimmed for hedge, 30-45cms., **HV**.

LOW GROWING CONIFERS

Measurements given refer to ultimate size.

CHAMAECYPARIS MINIMA AUREA (1.2m), ascending branches which twist sideways, soft gold foliage on edges, dense, 10-15cms., **FV**.

" " **GLAUCA** (1.2m.), conical habit, bluish grey foliage, 20-25cms., **FV**.

CHAMAECYPARIS PISIFERA BOULEVARD (3 x 1.8m.), soft steel blue foliage, 20-30cms., **FV**.

JUNIPERUS COMMUNIS COMPRESSA (0.8m.), one of the best alpine conifers, cone-like with dense bluish-grey foliage, 15-20cms., **FV**.

" **PFITZERIANA AUREA** (up to 1.5 x 3.5m. wide), soft yellow foliage, bronzy-yellow in winter, 30-45cms., **HV**.

" **SABINA TAMARISCIFOLIA** (0.6 x 3.5m.), (Spanish Juniper), dense prostrate habit, feathery bright green foliage, 30-45cms., **GV**.

PICEA ALBERTINA CONICA (2.0m.), best known dwarf conifer, perfectly conical, dense bright green foliage, 15-20cms., **JV**.

THUYA OCCIDENTALIS RHEINGOLD (2.5m.), low rounded tree, russet foliage, deepening bronze in autumn, 25-30cms., **HV**.

HEDGES AND SCREENS

Those plants listed below are the conventional ones for hedging which (except for the trees) may be kept in good shape by clipping. The height depends on the trimming and where it is not given below may reach 5-6m. if allowed to grow.

Hedge plants should not be allowed to grow to the maximum height without trimming or they will get thin at the bottom. They should have light trimming both at the sides and at the top each year, to make sure they stay compact and well furnished at the bottom. When laying out your garden do not forget the trimming, and leave room to get at the hedge so that this can be carried out. The ground should be thoroughly prepared before planting a hedge as this will make an enormous difference to the speed and quality of the growth. See page 2.

Many other shrubs may be used for a hedge, but they are more expensive, this expense depending on how quickly a hedge is required as, if quick results are not necessary, the plants may be put in at wider intervals.

BEECH (Common) *Fagus Sylvatica*, plant 30-45cms. apart. Trim summer, autumn or winter, but not spring. 45-60cms., **KV** for 10; **CVC** for 100; 60-75cms., **MV** for 10; **DVD** for 100.

E **BERBERIS STENOPHYLLA**, trim off after flowering—see shrubs page 21.

E **BOX**, for evergreen formal hedge; plant 30-60cms. apart. Trim in summer. 45-60cms., **FV** each; **YV** for 10.

COTONEASTER SIMONSII, plant 30-45cms. apart. Trim late summer. Can be kept narrow and is suitable for hedge up to 2m. high. 45-60cms., **EV** each; **XV** for 10.

E **CHAMAECYPARIS LAWSONIANA** (see Conifers), plant 90cms. apart.

E **CUPRESSOCYPARIS LEYLANDII** (see Conifers) plant 90cms. apart.

E **CUPRESSOCYPARIS LEYLANDII CASTLEWELLAN** (see Conifers) plant 90cms. apart.

E **ILEX AQUIFOLIUM (Holly)**, plant 30-45cms. apart, trim late summer. 45cms., **GV** each; **YV** for 10.

E **LAUREL, Common**, plant 60-90cms. apart, trim in spring or summer. Shears will spoil appearance as so many leaves are cut. 45-60cms., **VV** for 10; **GVG** for 100.

E **LAVENDER**. Trim after flowering. Plant 30cms. apart.

“ **Hidcote** (dwarf) for edging, 30-45cms. high. **PV** for 10; **FVF** for 100.

“ **Spica**, for low hedge up to 90cms. high. **PV** for 10; **FVF** for 100.

LIMES. (See *Tilia*—page 20), plant 1.8m apart.

E **LONICERA NITIDA**, quick growing, compact, evergreen; may be closely clipped. Plant 30-45cms. apart. Trim at intervals during a year. Keep narrower at top than bottom. For hedge up to 1.8m. high. 45-60cms., **JV** for 10; **CVC** for 100.

MYROBALAN, quick growing, thorned and dense; suitable for boundary hedge, plant 60-90cms. apart. **QV** for 10; **FVF** for 100.

NUTS (see page 14). Plant 60-90cms. apart for hedge. Will reach 3–3.6m. high. Kentish Cob is the best.

POPLARS (see page 19). Plant 1.8–3.6m. apart.

S.E. **PRIVET** oval-leaved, green. Plant 30cms. apart. Trim any time. For hedge up to 3m. high. 60-75cms., **HV** for 10; **AVA** for 100.

PRUNUS CISTENA (Crimson Dwarf), dark red leaves, pink flowers in March. Trim after flowering. Plant 30cms. apart. Hedge 90cms. high. **XV** for 10.

PRUNUS PISSARDII NIGRA (Blaze), as above but stronger; hedge up to 3m. high. 60-90cms. **WV** for 10; **GVG** for 100.

E **PYRACANTHA** (see Shrubs). Plant 60-90cms. apart.

QUICKTHORN, plant 20-30cms. apart. Trim from June to March. 45-60cms., **HV** for 10; **AVA** for 100; 75-90cms., **KV** for 10; **BVB** for 100.

ROSES. Make excellent informal hedge. Bushes 60cms. apart. Climbers 1.2-2.4m. apart depending on training methods.

E **TAXUS BACCATA** (see Conifers). Plant 45-75cms. apart.

E **THUYA** (see Conifers). Plant 60cms. apart.

GARDEN CENTRE

THE PRODUCTS offered in our Garden Centre cover most of the requirements of the amateur gardener other than machinery which we do not stock as we have no facilities for servicing.

As we are a Nursery growing a large range of fruit and plants we have a considerable experience of composts, sprays, fertilisers etc. and the products we offer are of reputable manufacture and of types we can recommend.

If there is anything which you need which you cannot see on offer the Garden Centre staff or the Nursery Office will advise on an alternative or do their best to obtain your requirements.

V.A.T. The majority of the stock is subject to V.A.T. and this is included in the price marked when it applies.

Zero rated items are Fruit Trees, Herbs, Vegetable Seeds and Plants, Grass Seed, and Books.

PLANTS A range of shrubs and conifers is always available in containers and these may be planted at any time of the year.

The container should be removed and the ball of compost put into a hole in the garden without exposing the roots. The plant should be well firmed by treading and well watered, the watering being continued for two or three weeks, in dry weather spraying the foliage as well as watering the roots.

A reasonable range of Alpines and Dwarf Conifers is maintained and if we are temporarily out of stock please enquire when replacements are expected.

Other plants are stocked at the times it is suitable to plant them, as follows:—

BEDDING PLANTS A few items that are hardy will be available in March/April, but most varieties are damaged by frost so are not offered till May, when frost is increasingly unlikely.

HERBACEOUS PLANTS A range is available in season.

BULBS Most bulbs should be put in in September or October and this is when we have a good range.

SEEDS Some vegetable seeds such as Broad Beans can be planted in November and these will be in stock then.

Most vegetable and flower seeds are for Spring planting and are stocked from March onward. The packets are from well known firms and the instructions given should be followed.

GRASS SEED Again mixtures offered are all from reputable firms. The cheaper seed, including rye grass, gives tougher turf suitable for games and hard wear with children playing.

The more expensive mixtures, including fine grasses only, are for lawns not having a great deal of wear and giving a first class 'finish' if proper care has been taken in preparing the soil.

Times for sowing are September/October or March/April and biggest stocks are available then.

FERTILISERS etc. The basic fertilisers are Nitrogen (Sulphate of Ammonia or Dried Blood) for encouraging growth. Potash and Phosphates for encouraging 'quality' in plants and rooting. These are available separately or as 'Growmore' in a mixture which is generally useful for most soils. Other proprietary compounds (for particular purposes) are stocked which include, for instance, Magnesium to offset magnesium deficiency which is common in the chalky soils of this area, and trace elements of which very small amounts are necessary for good growth.

Do not use too much fertiliser as this can upset the soil balance and, particularly for newly planted items, you can damage the roots by excessive amounts before the roots are functioning properly.

Hoof and Horn and Bone Meal are sources of Nitrogen used in planting as they are slow acting.

SPRAYING MATERIALS There are an enormous number of these but a few basic materials are sold under a number of different trade names.

We have a good range and whatever you use, follow the instructions on the container carefully, and keep the container locked away.

Spray materials are carefully checked by Government Agencies and approved for use subject to the instructions being followed.

For mildew and scab, sprays should be used before any is seen on the plant, as the function of the spray is to prevent spores which are air borne being able to infect the plants.

For most other applications sprays should be used only when the trouble, such as green fly or other aphids, is seen, i.e. don't spray unnecessarily.

WEEDKILLERS Those now available are comparatively new and are very effective. The 'total' weedkillers for paths must be kept to areas where you want to kill all vegetation, while those recommended for borders must be sprayed on carefully as an overdose can do a lot of damage.

Those to kill weeds in grass, particularly when they are put on with a watering can, are volatile and fumes can damage nearby plants unless a very still day is chosen. Tomato plants are particularly susceptible.

As with sprays, follow instructions and be careful.

PLANTS GROWING IN CONTAINERS The roots of these are restricted to the soil or compost in the container. In small plastic pots the compost is often a peat/sand mixture plus a slow release fertiliser. There must be drainage holes or the plant can get waterlogged and the roots will drown. If you water enough for water to drain out of the bottom a lot of the fertiliser will wash out. Use just enough water to keep the compost slightly damp and spray or wash the foliage.

In larger clay or concrete containers a lot of moisture can be evaporated from the sides in hot sun and the soil can contract leaving a gap round the sides. Watering then can go straight round this gap and not into the soil ball at all, so ram the soil tight against the container side before watering.

In summer containers in full sun want water morning and evening. In winter once a fortnight is ample, i.e. watering depends on conditions in which the plant is growing.

TERMS OF BUSINESS

All previous prices are cancelled by this catalogue and all prices are subject to alteration without notice. Orders are accepted subject to stocks being unsold.

PRICES

Are strictly net for cash, the ten rate applying for a minimum of five trees of one variety and shape, the hundred rate for a minimum of fifty.

For orders £10 or less please send cash with order.

We have no agents and all accounts are payable at Sawbridgeworth.

GUARANTEE

We guarantee that trees and plants are true to name and in accordance with the relevant British Standard Specification. They are carefully handled before packing or delivery.

Should anything be sent out under an incorrect name due to a mistake, we will, subject to stock, replace the item.

Any complaint of shortage or incorrect trees must be made within 48 hours of receipt of order.

FAILURES

We accept no responsibility for trees or plants after they leave the Nursery, as we have no control over the planting, irrigation and general aftercare essential for successful establishment.

We give advice in the catalogue to help you avoid mistakes and try to advise if you ask for help, provided the account has been paid.

DESPATCH

Orders are dealt with in rotation as far as possible and despatch starts immediately trees are fit to move.

COLLECTION

If you are able to collect we will advise when the trees are ready and they may be collected from our Garden Centre. They should be picked up without delay. Please advise if you cannot come within one week.

DELIVERY

Delivery by road is made within about 15 miles of the Nursery, minimum charge 92p. No packing is used but the roots are protected.

Every effort is made to keep dates promised but as severe frost or heavy rain holds up work, it must be understood all dates are subject to delay due to these conditions.

PACKING AND CARRIAGE

Outside the delivery area we send by Post or Carriers where possible, packing being designed to protect the trees against frost as well as handling. Any complaints should be made direct to the carriers.

Costs of packing—materials and labour—are rapidly increasing and freight charges are much higher than last year. The minimum to try and cover costs are:

For orders up to	£3	EV	(£2.47 inc VAT)	} Any sea freight involved will be charged extra at cost.
	£3-£5	HV	(£4.00 inc VAT)	
	£5-£10	LV	(£5.11 inc VAT)	

Over **£10** at cost (approx. the **£10** charge (**LV**) plus **34p** for each extra **£1.00** value).

These charges are based on costs in May 1980. They are subject to revision.

INVOICES

Invoices are sent out on the day of despatch and act as advice notes when payment has been made.

Cheques should be made payable to Thomas Rivers & Son Ltd., and crossed.

CANCELLATION

Any order cancelled after it has been booked will be subject to a charge of **£2.00**.

FOR OFFICE USE

ORDER FORM

1980 – 1981

Date

NAME (Mr., Mrs. or Miss)
BLOCK CAPITALS PLEASE

ADDRESS

.....

.....

To be charged to
For Collection, Local Delivery, Road Transport.

[Please indicate which]

Remittance Enclosed

Terms of Business as printed in catalogue, page 32.

THOMAS RIVERS & SON, LTD.

THE NURSERIES · SAWBRIDGEWORTH · HERTS · CM21 0HJ

Telephone: Bishop's Stortford 722338

ORDER

Qty.	Form of tree	Variety	
		<p>For orders £10 and less, please send cash with order</p> <p>Minimum packing and carriage £2.47</p>	

CARRIED FORWARD £

ORDER

Qty.	Form of tree	Variety	
		<p>Packing and Carriage, see Catalogue, inside back cover. See overleaf.</p>	<p>TOTAL £</p>

SPECIAL INSTRUCTIONS

We are glad to send trees to your friends and the invoice to you if the necessary details are given to us, and suggest this is a very acceptable form of present.

Please give alternative varieties if possible. If the variety or shape you require is sold out, we will substitute the nearest and will advise you before sending.

Have you completed the first page of this form?

OPEN FULLY FOR PRICES

APPROXIMATE CONVERSION TABLE

4	inches	=	10	cms	
6	"	=	15	"	
8	"	=	20	"	
10	"	=	25	"	
12	"	=	30	"	
1	foot	=	30	cms	(0.30 m)
1½	feet	=	45	"	(0.45 m)
2	"	=	60	"	(0.60 m)
2½	"	=	75	"	(0.75 m)
3	"	=	90	"	(0.90 m)
4	"	=	120	"	(1.20 m)
5	"	=	150	"	(1.50 m)
6	"	=	180	"	(1.80 m)
7	"	=	210	"	(2.10 m)
8	"	=	240	"	(2.40 m)
9	"	=	270	"	(2.70 m)
10	"	=	300	"	(3.00 m)
12	"	=	360	"	(3.60 m)
15	"	=	450	"	(4.50 m)
20	"	=	600	"	(6.00 m)
25	"	=	750	"	(7.50 m)
30	"	=	900	"	(9.00 m)

THOMAS RIVERS & SON LIMITED

PRICE CODE

Prices below are nett cash. Where 10% credit charge is added to the invoice, this may be deducted for payment within 28 days of despatch date.

FOR ORDERS £10.00 or less please send cash with order.

PACKING & CARRIAGE CHARGES—minimum charge £2.47. Due to increasing fuel prices, these charges may be increased without notice.

CUSTOMERS ARE ENCOURAGED TO COLLECT ORDERS WHEREVER POSSIBLE.

For orders up to	£3.00	£2.47
	£3.00–£5.00	£4.00
	£5.00–£10.00	£5.11

Over **£10.00** at cost (approximately **£5.11** plus **34p** for each extra **£1.00** value).

Any sea freight involved will be charged extra at cost.

DELIVERY by road is made within about 15 miles of the Nursery—minimum charge 92p.

CANCELLATION—Any order cancelled after it has been booked will be subject to a charge of **£2.00**.

FRUIT		TREES & SHRUBS			
A	92p	AV	55p	+	8p = 63p
B	£1.35	2AV	95p	+	14p = £1.09
C	£1.45	BV	£1.39	+	21p = £1.60
D	£1.60	CV	£1.54	+	23p = £1.77
E	£2.20	DV	£1.82	+	27p = £2.09
F	£2.65	EV	£2.15	+	32p = £2.47
G	£3.05	FV	£2.50	+	37p = £2.87
H	£3.40	GV	£3.00	+	45p = £3.45
J	£3.50	HV	£3.48	+	52p = £4.00
K	} £5.30	JV	£3.82	+	57p = £4.39
KB		KV	£4.00	+	60p = £4.60
KC		LV	£4.45	+	66p = £5.11
L	£5.85	MV	£5.06	+	76p = £5.82
M	£6.70	NV	£6.00	+	90p = £6.90
N	£7.25	OV	£6.45	+	96p = £7.41
O	£8.30	PV	£6.95	+	£1.04 = £7.99
P	£9.20	QV	£7.93	+	£1.18 = £9.11
Q	£10.00	RV	£8.47	+	£1.27 = £9.74
R	£10.20	SV	£8.90	+	£1.33 = £10.23
S	£10.60	TV	£9.46	+	£1.42 = £10.88
T	£10.70	UV	£11.00	+	£1.65 = £12.65
U	£11.55	VV	£11.44	+	£1.71 = £13.15
V	£15.75	WV	£13.91	+	£2.08 = £15.99
W	£17.50	XV	£16.14	+	£2.42 = £18.56
W1	£20.70	YV	£23.00	+	£3.45 = £26.45
W2	£23.00	AVA	£26.00	+	£3.90 = £29.90
X	£29.00	BVB	£32.00	+	£4.80 = £36.80
Y	£36.00	CVC	£36.00	+	£5.40 = £41.40
Z	£43.00	DVD	£46.00	+	£6.90 = £52.90
		EVE	£55.00	+	£8.25 = £63.25
		FVF	£65.00	+	£9.75 = £74.75
		GVG	£100.00	+	£15.00 = £115.00

The Oldest Nursery in England has a GARDEN CENTRE



FRONT OF GARDEN CENTRE

ALWAYS AVAILABLE

PEAT

FERTILISERS

SPRAYS

GARDEN FURNITURE

HOUSE PLANTS

CONTAINER PLANTS

TOOLS

PAVING and WALLING

BULBS and SEEDS

BEDDING PLANTS

HERBACEOUS PLANTS

} **in Season**

DISPLAY RANGE OF GREENHOUSES AND GARDEN SHEDS

**VISITORS ARE WELCOME TO WALK ROUND THE NURSERY,
BUT ARE REQUESTED TO SELECT ONLY PRICED ITEMS IN THE SALES AREA**


ACCESS AND BARCLAYCARD FACILITIES

Rivers of Sawbridgeworth

The Oldest Nursery in England

Est. 1725

GROWERS OF
FRUIT TREES
VINES
FIGS



THOMAS RIVERS & SON LTD.

THE NURSERIES, HIGH WYCH ROAD, SAWBRIDGEWORTH, HERTS. CM21 OHJ.

Tel: Bishop's Stortford 722338

Typesetting by Expert Photo Composition, Harlow
Printed by Ellis & Phillips Ltd., Rye Street, Bishops Stortford.